


# Angola

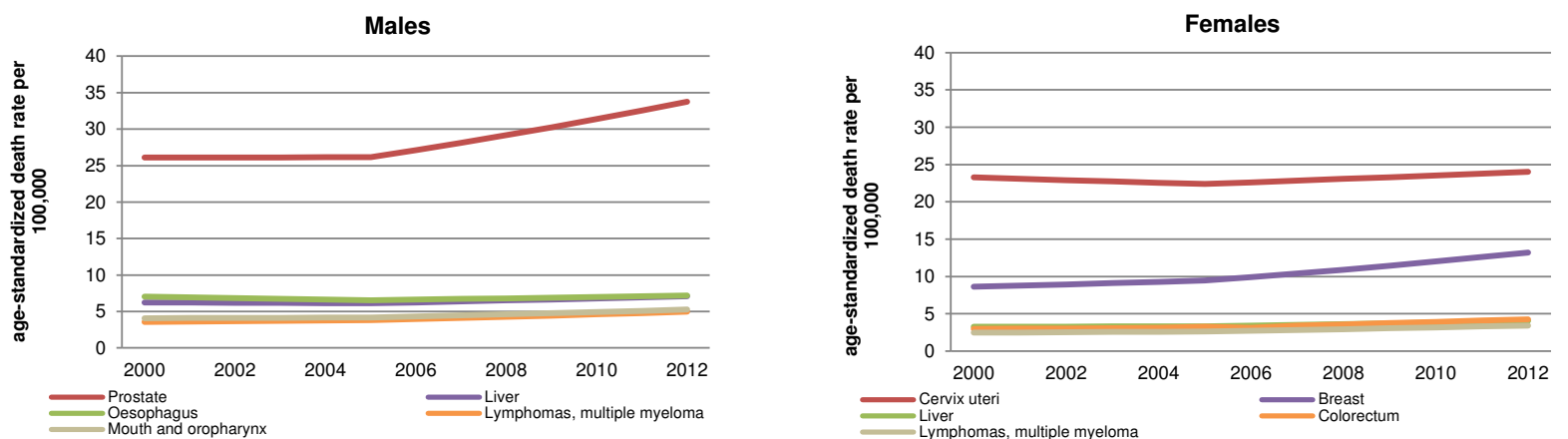
Total population: 20,821,000  
Income group: Upper middle

Total deaths: 301,000  
Life expectancy at birth: Total:51 Males:50 Females:52

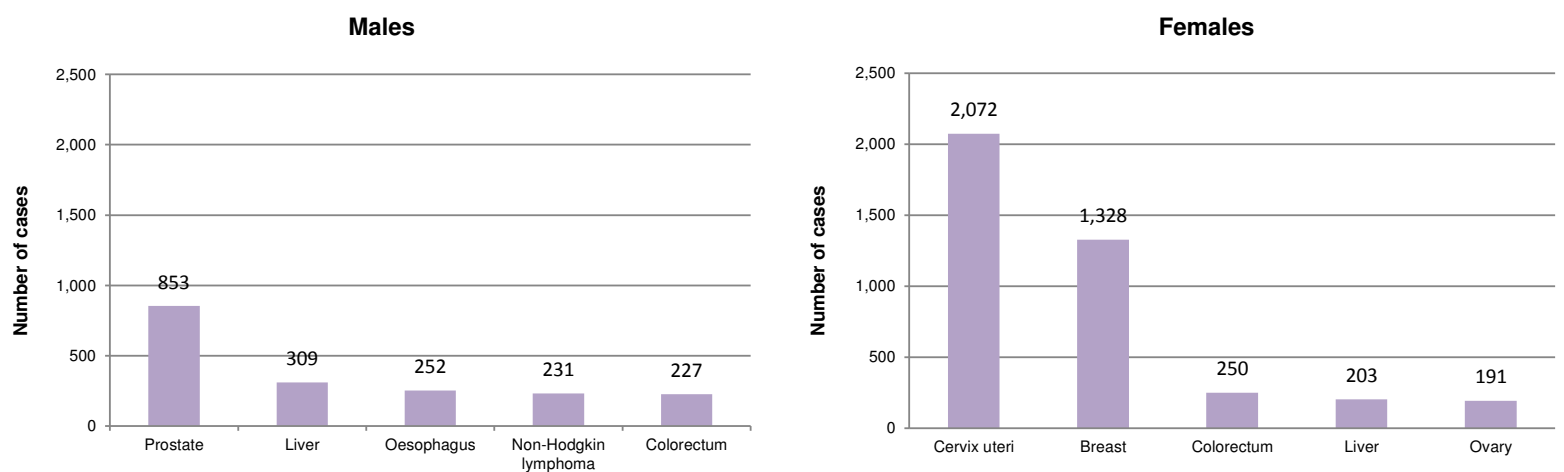
## Cancer Mortality Profile\*



## Age-Standardized Cancer Mortality Trends\*



## Cancer Incidence\*\*



## Adult Risk Factors

|  | Males | Females | Total |
|--|-------|---------|-------|
| Current tobacco smoking (2011)   | ...   | ...     | ...   |
| Total alcohol per capita consumption, in litres of pure alcohol (2010) | 12.0  | 3.0     | 7.5   |
| Physical inactivity (2010)   | ...   | ...     | ...   |
| Obesity (2014)   | 5.1%  | 11.9%   | 8.5%  |
| Household solid fuel use (2012)  | -     | -       | 56.0% |

## Cancer Plans, Monitoring and Surveillance

|   |    |
|---|----|
| Has an operational cancer policy/strategy/action plan | ND |
| Has a cancer registry                                 | ND |
| Scope   | ND |
| Coverage  | ND |
| Last year of data                                     | ND |

## Cancer Primary Prevention Policies

### Tobacco control

|  |  |
|--|--|
| Has an operational policy, strategy or action plan to reduce the burden of tobacco use | ND   |
| Smoke-free legislation   | Up to two public places completely smoke-free  |
| Tobacco dependence treatment   | NRT and/or some cessation services (neither cost-covered)                                      |
| Warning labels   | No warnings or small warnings  |
| Bans on advertising, promotion and sponsorship   | Complete absence of ban, or ban that does not cover national television, radio and print media |
| Tobacco taxes  | ≤25% of retail price is tax  |

### Overweight and obesity prevention and control

|  |    |
|--|----|
| Has an operational policy, strategy or action plan for reducing overweight/obesity | ND |
|--|----|

### Physical inactivity prevention and control

|   |    |
|---|----|
| Has an operational policy, strategy or action plan to reduce physical inactivity and/or promote physical activity | ND |
|---|----|

### Harmful use of alcohol prevention and control

|   |    |
|---|----|
| Has an operational policy, strategy or action plan to reduce the harmful use of alcohol | ND |
|---|----|

### National immunization

|   |                           |
|---|---------------------------|
| Human Papillomavirus vaccination schedule | (starting September 2015) |
| Hepatitis B vaccination schedule          | ...                       |
| Hepatitis B vaccination coverage, infants | 93%                       |

## Cancer Screening and Early Detection

### Cervical cancer

|                                 |    |
|---------------------------------|----|
| Cervical cytology (PAP)         | ND |
| Acetic acid visualization (VIA) | ND |

### Breast cancer

|   |    |
|---|----|
| Breast palpation / clinical breast exam (CBE) | ND |
| Mammogram                                     | ND |

### Colorectal cancer

|   |    |
|---|----|
| Faecal occult blood test or faecal immunological test | ND |
| Bowel cancer screening by exam or colonoscopy         | ND |

## Cancer Treatment and Palliative Care

|  |     |
|--|-----|
| Radiotherapy   | ND  |
| Total high energy teletherapy units / million inhabitants                | 0.0 |
| Number of radiotherapy centres   | 2   |
| Number of radiation oncologists  | 2   |
| Chemotherapy (medicines not specified)                                   | ND  |
| Oral morphine (formulation not specified)                                | ND  |
| Non-methadone morphine equivalent consumption per cancer death (mg)      | ... |
| Community/home care for people with advanced stage cancer and other NCDs | ND  |

\* No mortality data available. Figures are based on national incidence estimates and modelled survival.

\*\* No incidence data available. Figures are based on national incidence estimates from neighbouring countries.

... = No data available

ND = Country did not respond to country capacity survey