

Australia

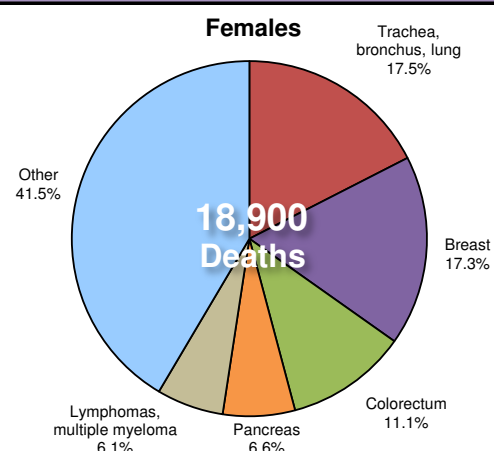
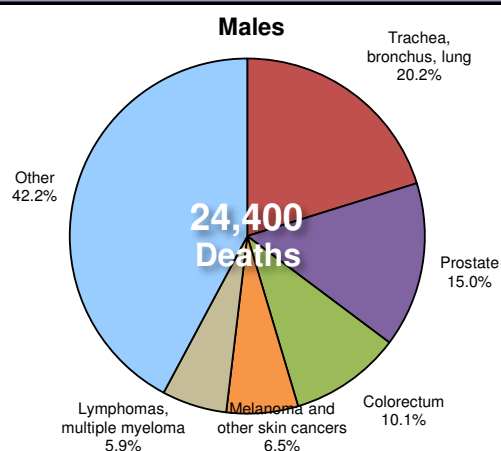
Total population: 23,050,000

Income group: High

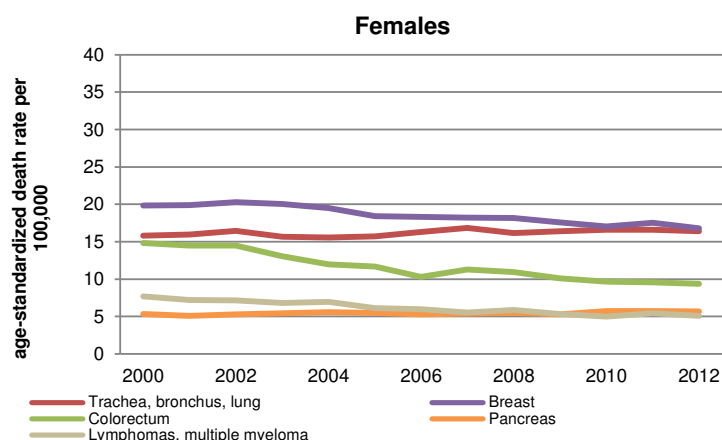
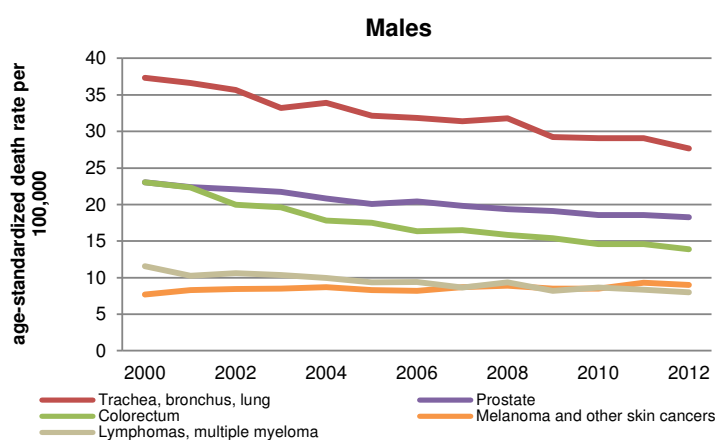
Total deaths: 147,000

Life expectancy at birth: Total:83 Males:81 Females:85

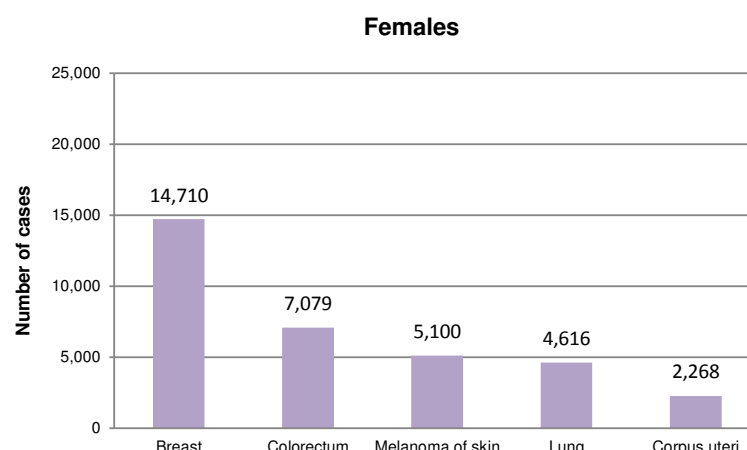
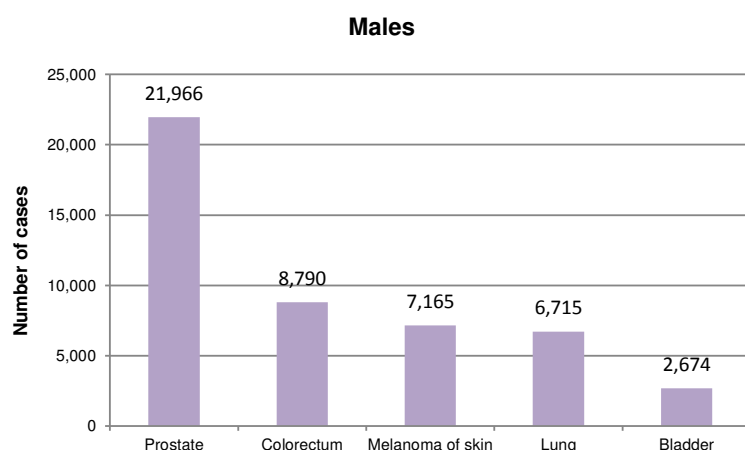
Cancer Mortality Profile



Age-Standardized Cancer Mortality Trends



Cancer Incidence



Adult Risk Factors

	Males	Females	Total
Current tobacco smoking (2011)	21.3%	18.8%	20%
Total alcohol per capita consumption, in litres of pure alcohol (2010)	17.3	7.2	12.2
Physical inactivity (2010)	21.5%	29.9%	25.8%
Obesity (2014)	29.4%	30.5%	29.9%
Household solid fuel use (2012)	-	-	0.0%

Cancer Plans, Monitoring and Surveillance

Has an operational cancer policy/strategy/action plan	Yes
Has a cancer registry	Yes
Scope	Population-based
Coverage	National and Subnational
Last year of data	2010

Cancer Primary Prevention Policies

Tobacco control

Has an operational policy, strategy or action plan to reduce the burden of tobacco use	Yes
Smoke-free legislation	All public places completely smoke-free (or at least 90% of the population covered by complete subnational smoke-free legislation)*
Tobacco dependence treatment	National quit line, and both NRT and some cessation services cost-covered*
Warning labels	Large warnings with all appropriate characteristics*
Bans on advertising, promotion and sponsorship	Ban on national television, radio and print media as well as on some but not all other forms of direct and/or indirect advertising
Tobacco taxes	51–75% of retail price is tax

Overweight and obesity prevention and control

Has an operational policy, strategy or action plan for reducing overweight/obesity	Yes
--	-----

Physical inactivity prevention and control

Has an operational policy, strategy or action plan to reduce physical inactivity and/or promote physical activity	Yes
---	-----

Harmful use of alcohol prevention and control

Has an operational policy, strategy or action plan to reduce the harmful use of alcohol	Yes
---	-----

National immunization

Human Papillomavirus vaccination schedule	10-15 years
Hepatitis B vaccination schedule	Birth, +10-15 years
Hepatitis B vaccination coverage, infants	91%

Cancer Screening and Early Detection

Cervical cancer

Cervical cytology (PAP)	Generally available at the public primary health care level
Acetic acid visualization (VIA)	Not generally available at the public primary health care level

Breast cancer

Breast palpation / clinical breast exam (CBE)	Generally available at the public primary health care level
Mammogram	Generally available at the public primary health care level

Colorectal cancer

Faecal occult blood test or faecal immunological test	Generally available at the public primary health care level
Bowel cancer screening by exam or colonoscopy	Generally available at the public primary health care level

Cancer Treatment and Palliative Care

Radiotherapy	Generally available in the public health system
Total high energy teletherapy units / million inhabitants	4.0
Number of radiotherapy centres	58
Number of radiation oncologists	222
Chemotherapy (medicines not specified)	Generally available in the public health system
Oral morphine (formulation not specified)	Generally available in the public health system
Non-methadone morphine equivalent consumption per cancer death (mg)	...
Community/home care for people with advanced stage cancer and other NCDs	Generally available

* Indicates highest possible level of achievement

... = No data available