

Denmark

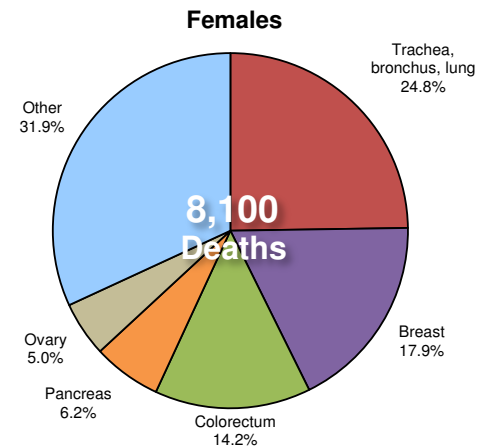
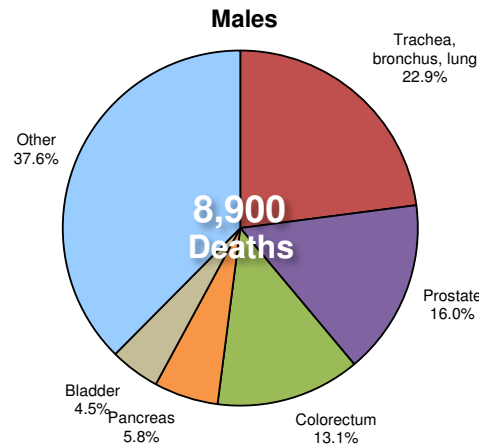
Total population: 5,598,000

Income group: High

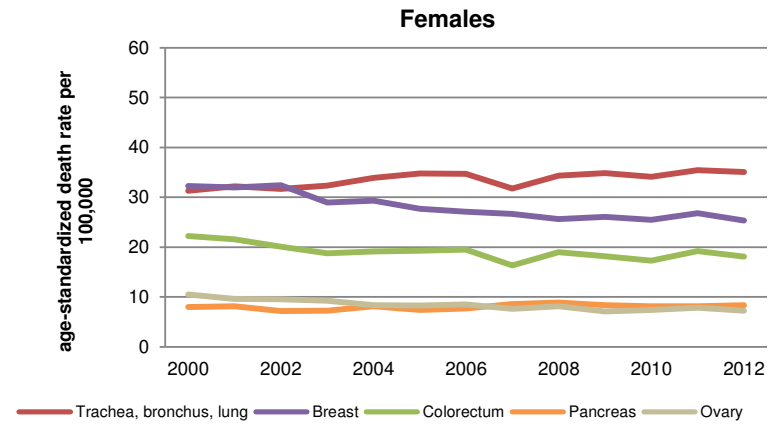
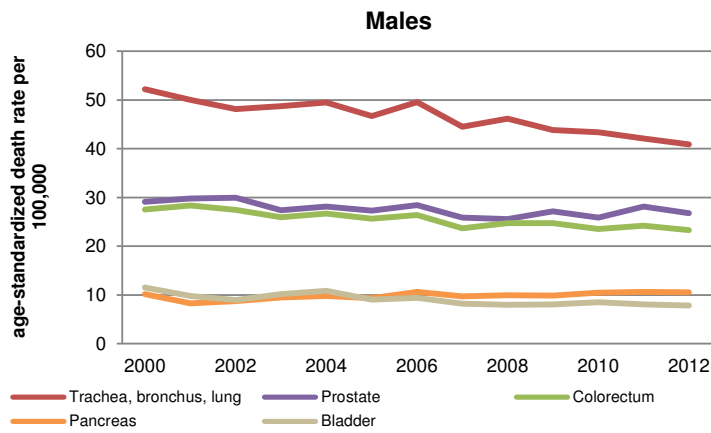
Total deaths: 54,000

Life expectancy at birth: Total:80 Males:78 Females:82

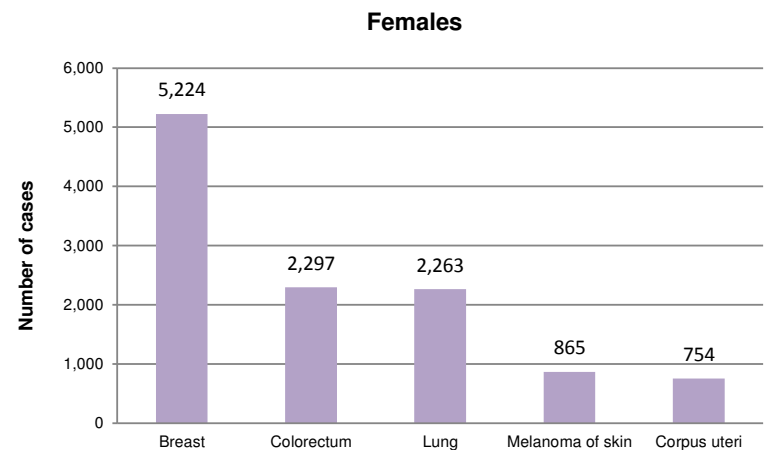
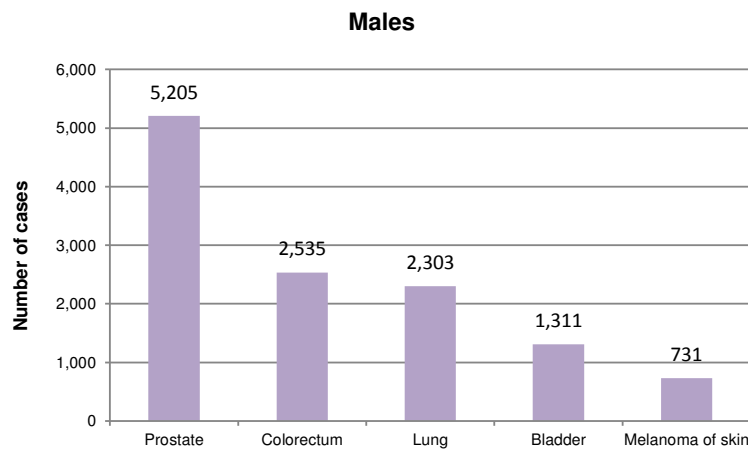
Cancer Mortality Profile



Age-Standardized Cancer Mortality Trends



Cancer Incidence



Adult Risk Factors

| | Males | Females | Total |
|--|-------|---------|-------|
| Current tobacco smoking (2011) | 29.7% | 27.4% | 28.5% |
| Total alcohol per capita consumption, in litres of pure alcohol (2010) | 16.1 | 6.9 | 11.4 |
| Physical inactivity (2010) | 24.3% | 28.9% | 26.6% |
| Obesity (2014) | 23.3% | 18.8% | 21.0% |
| Household solid fuel use (2012) | - | - | 0.0% |

Cancer Plans, Monitoring and Surveillance

| | |
|---|--------------------------|
| Has an operational cancer policy/strategy/action plan | Yes |
| Has a cancer registry | Yes |
| Scope | Population-based |
| Coverage | National and Subnational |
| Last year of data | 2011 |

Cancer Primary Prevention Policies

Tobacco control

| | |
|--|--|
| Has an operational policy, strategy or action plan to reduce the burden of tobacco use | No |
| Smoke-free legislation | Up to two public places completely smoke-free |
| Tobacco dependence treatment | National quit line, and both NRT and some cessation services cost-covered* |
| Warning labels | Medium size warnings with all appropriate characteristics OR large warnings missing some appropriate characteristics |
| Bans on advertising, promotion and sponsorship | Ban on national television, radio and print media as well as on some but not all other forms of direct and/or indirect advertising |
| Tobacco taxes | >75% of retail price is tax* |

Overweight and obesity prevention and control

| | |
|--|-----|
| Has an operational policy, strategy or action plan for reducing overweight/obesity | Yes |
|--|-----|

Physical inactivity prevention and control

| | |
|---|-----|
| Has an operational policy, strategy or action plan to reduce physical inactivity and/or promote physical activity | Yes |
|---|-----|

Harmful use of alcohol prevention and control

| | |
|---|----|
| Has an operational policy, strategy or action plan to reduce the harmful use of alcohol | No |
|---|----|

National immunization

| | |
|---|--|
| Human Papillomavirus vaccination schedule | 12 years, +2 months, +6 months |
| Hepatitis B vaccination schedule | Birth, +1 month, +2 months, +12 months |
| Hepatitis B vaccination coverage, infants | ... |

Cancer Screening and Early Detection

Cervical cancer

| | |
|---------------------------------|---|
| Cervical cytology (PAP) | Generally available at the public primary health care level |
| Acetic acid visualization (VIA) | Generally available at the public primary health care level |

Breast cancer

| | |
|---|---|
| Breast palpation / clinical breast exam (CBE) | Generally available at the public primary health care level |
| Mammogram | Generally available at the public primary health care level |

Colorectal cancer

| | |
|---|---|
| Faecal occult blood test or faecal immunological test | Generally available at the public primary health care level |
| Bowel cancer screening by exam or colonoscopy | Generally available at the public primary health care level |

Cancer Treatment and Palliative Care

| | |
|--|---|
| Radiotherapy | Generally available in the public health system |
| Total high energy teletherapy units / million inhabitants | 9.6 |
| Number of radiotherapy centres | 7 |
| Number of radiation oncologists | 74 |
| Chemotherapy (medicines not specified) | Generally available in the public health system |
| Oral morphine (formulation not specified) | Generally available in the public health system |
| Non-methadone morphine equivalent consumption per cancer death (mg) | 110,264.0 |
| Community/home care for people with advanced stage cancer and other NCDs | Generally available |

* Indicates highest possible level of achievement

... = No data available