

Guinea

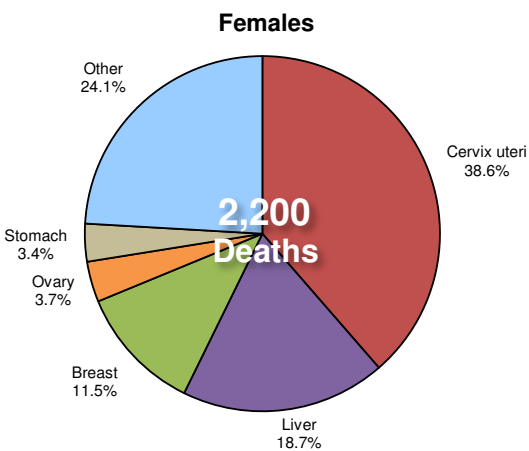
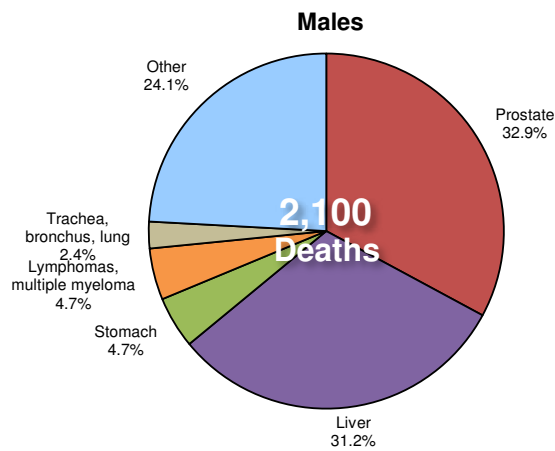
Total population: 11,451,000

Income group: Low

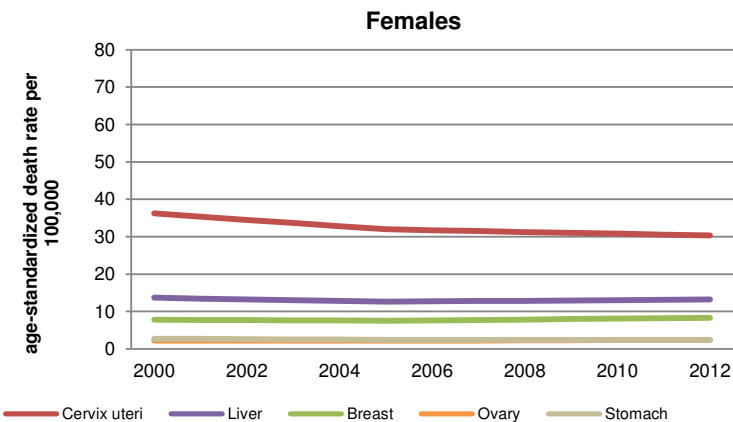
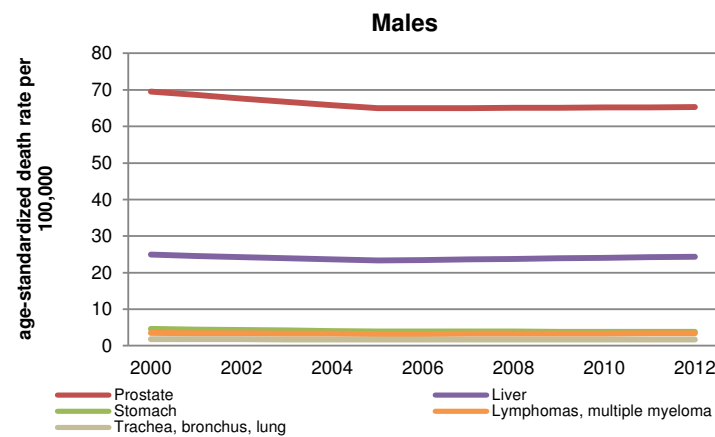
Total deaths: 119,000

Life expectancy at birth: Total:58 Males:57 Females:59

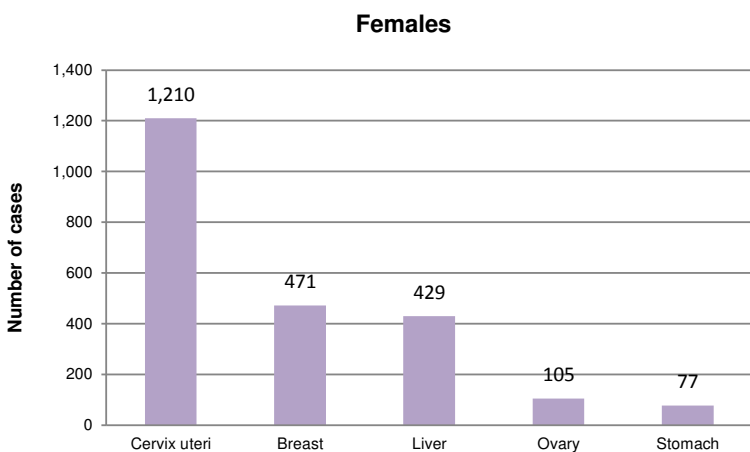
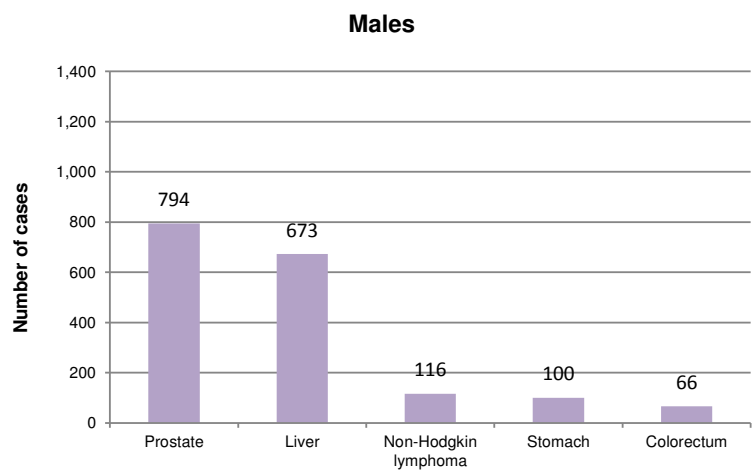
Cancer Mortality Profile*



Age-Standardized Cancer Mortality Trends*



Cancer Incidence



Adult Risk Factors

| | Males | Females | Total |
|--|-------|---------|-------|
| Current tobacco smoking (2011) | 23% | 2.2% | 12.6% |
| Total alcohol per capita consumption, in litres of pure alcohol (2010) | 1.4 | 0.1 | 0.7 |
| Physical inactivity (2010) | 5.4% | 11.0% | 8.2% |
| Obesity (2014) | 2.8% | 8.9% | 5.9% |
| Household solid fuel use (2012) | - | - | 96.0% |

Cancer Plans, Monitoring and Surveillance

| | |
|---|----------------|
| Has an operational cancer policy/strategy/action plan | Yes |
| Has a cancer registry | Yes |
| Scope | Hospital-based |
| Coverage | Subnational |
| Last year of data | 2006 |

Cancer Primary Prevention Policies

Tobacco control

| | |
|--|--|
| Has an operational policy, strategy or action plan to reduce the burden of tobacco use | Yes |
| Smoke-free legislation | Three to five public places completely smoke-free |
| Tobacco dependence treatment | NRT and/or some cessation services (neither cost-covered) |
| Warning labels | Medium size warnings missing some appropriate characteristics OR large warnings missing many appropriate characteristics |
| Bans on advertising, promotion and sponsorship | Ban on all forms of direct and indirect advertising** |
| Tobacco taxes | 26–50% of retail price is tax |

Overweight and obesity prevention and control

| | |
|--|-----|
| Has an operational policy, strategy or action plan for reducing overweight/obesity | Yes |
|--|-----|

Physical inactivity prevention and control

| | |
|---|-----|
| Has an operational policy, strategy or action plan to reduce physical inactivity and/or promote physical activity | Yes |
|---|-----|

Harmful use of alcohol prevention and control

| | |
|---|-----|
| Has an operational policy, strategy or action plan to reduce the harmful use of alcohol | Yes |
|---|-----|

National immunization

| | |
|---|-----|
| Human Papillomavirus vaccination schedule | ... |
| Hepatitis B vaccination schedule | ... |
| Hepatitis B vaccination coverage, infants | 63% |

Cancer Screening and Early Detection

Cervical cancer

| | |
|---------------------------------|---|
| Cervical cytology (PAP) | Not generally available at the public primary health care level |
| Acetic acid visualization (VIA) | Not generally available at the public primary health care level |

Breast cancer

| | |
|---|---|
| Breast palpation / clinical breast exam (CBE) | Not generally available at the public primary health care level |
| Mammogram | Not generally available at the public primary health care level |

Colorectal cancer

| | |
|---|---|
| Faecal occult blood test or faecal immunological test | Not generally available at the public primary health care level |
| Bowel cancer screening by exam or colonoscopy | Not generally available at the public primary health care level |

Cancer Treatment and Palliative Care

| | |
|--|---|
| Radiotherapy | Not generally available in the public health system |
| Total high energy teletherapy units / million inhabitants | 0.0 |
| Number of radiotherapy centres | ... |
| Number of radiation oncologists | ... |
| Chemotherapy (medicines not specified) | Not generally available in the public health system |
| Oral morphine (formulation not specified) | Not generally available in the public health system |
| Non-methadone morphine equivalent consumption per cancer death (mg) | ... |
| Community/home care for people with advanced stage cancer and other NCDs | Not generally available |

* No mortality data available. Figures are based on national incidence estimates and modelled survival.

** Indicates highest possible level of achievement

... = No data available