

# Kenya

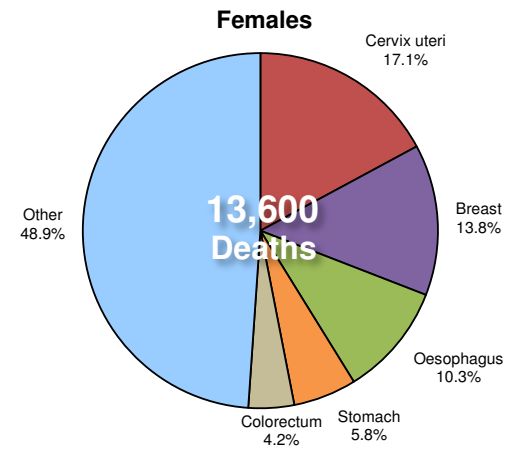
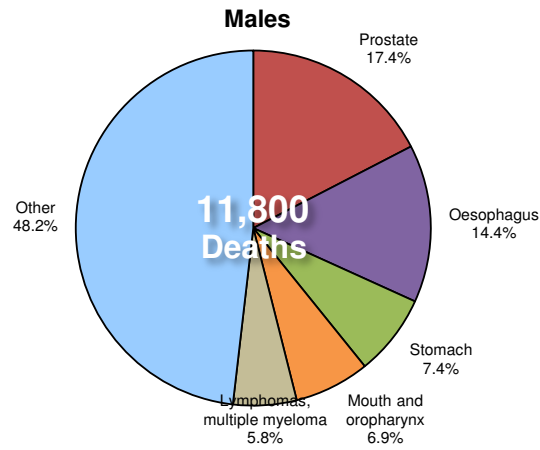
Total population: 43,178,000

Income group: Low

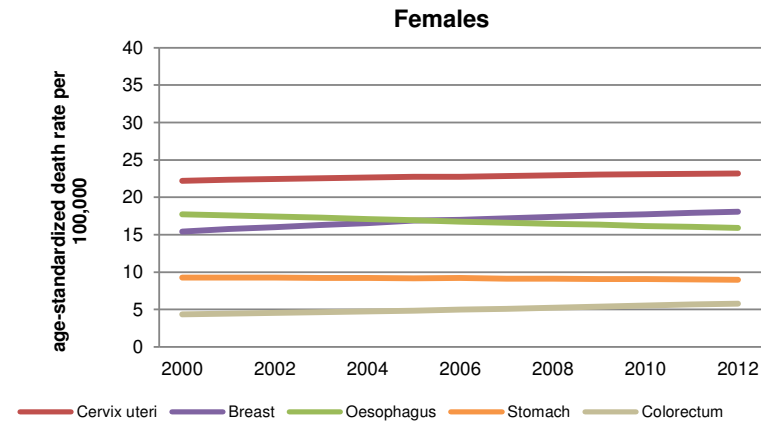
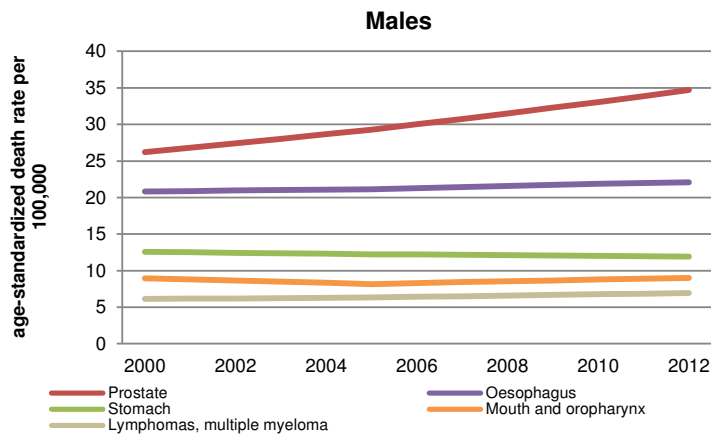
Total deaths: 369,000

Life expectancy at birth: Total:61 Males:59 Females:62

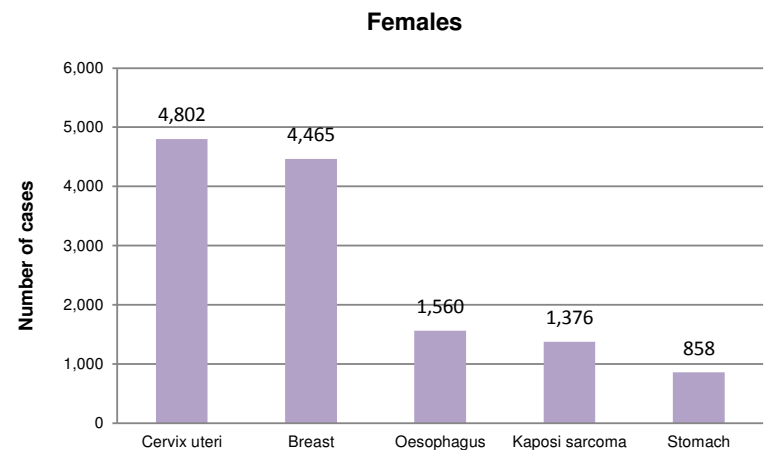
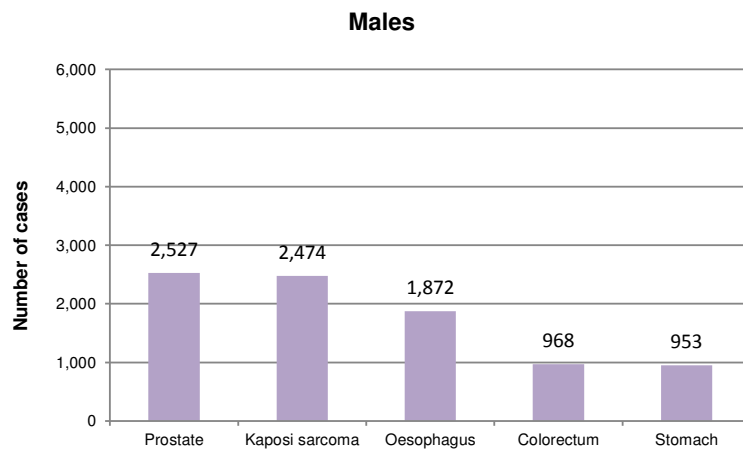
## Cancer Mortality Profile\*



## Age-Standardized Cancer Mortality Trends\*



## Cancer Incidence



## Adult Risk Factors

	Males	Females	Total
Current tobacco smoking (2011)	25.8%	<1%	12.8%
Total alcohol per capita consumption, in litres of pure alcohol (2010)	7.4	1.3	4.3
Physical inactivity (2010)	14.9%	18.9%	16.9%
Obesity (2014)	2.5%	9.2%	5.9%
Household solid fuel use (2012)	-	-	84.0%

## Cancer Plans, Monitoring and Surveillance

Has an operational cancer policy/strategy/action plan	Yes
Has a cancer registry	Yes
Scope	Population-based
Coverage	Subnational
Last year of data	2009

## Cancer Primary Prevention Policies

### Tobacco control

Has an operational policy, strategy or action plan to reduce the burden of tobacco use	No
Smoke-free legislation	Up to two public places completely smoke-free
Tobacco dependence treatment	NRT and/or some cessation services (at least one of which is cost-covered)
Warning labels	Medium size warnings missing some appropriate characteristics OR large warnings missing many appropriate characteristics
Bans on advertising, promotion and sponsorship	Ban on all forms of direct and indirect advertising**
Tobacco taxes	26–50% of retail price is tax

### Overweight and obesity prevention and control

Has an operational policy, strategy or action plan for reducing overweight/obesity	No
--	----

### Physical inactivity prevention and control

Has an operational policy, strategy or action plan to reduce physical inactivity and/or promote physical activity	No
---	----

### Harmful use of alcohol prevention and control

Has an operational policy, strategy or action plan to reduce the harmful use of alcohol	No
---	----

### National immunization

Human Papillomavirus vaccination schedule	...
Hepatitis B vaccination schedule	...
Hepatitis B vaccination coverage, infants	83%

## Cancer Screening and Early Detection

### Cervical cancer

Cervical cytology (PAP)	Not generally available at the public primary health care level
Acetic acid visualization (VIA)	Not generally available at the public primary health care level

### Breast cancer

Breast palpation / clinical breast exam (CBE)	Generally available at the public primary health care level
Mammogram	Not generally available at the public primary health care level

### Colorectal cancer

Faecal occult blood test or faecal immunological test	Not generally available at the public primary health care level
Bowel cancer screening by exam or colonoscopy	Not generally available at the public primary health care level

## Cancer Treatment and Palliative Care

Radiotherapy	Not generally available in the public health system
Total high energy teletherapy units / million inhabitants	0.0
Number of radiotherapy centres	4
Number of radiation oncologists	11
Chemotherapy (medicines not specified)	Not generally available in the public health system
Oral morphine (formulation not specified)	Not generally available in the public health system
Non-methadone morphine equivalent consumption per cancer death (mg)	...
Community/home care for people with advanced stage cancer and other NCDs	Not generally available

\* No mortality data available. Figures are based on national incidence estimates and modelled survival.

... = No data available

\*\* Indicates highest possible level of achievement