

# Myanmar

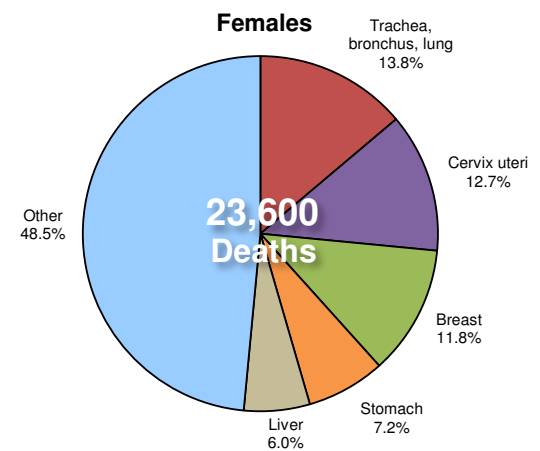
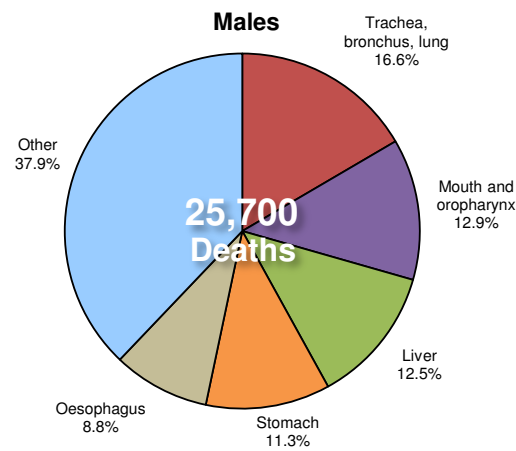
Total population: 52,797,000

Income group: Low

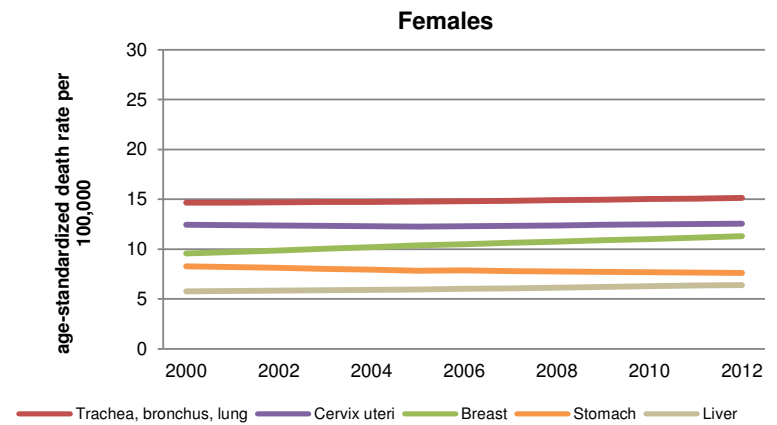
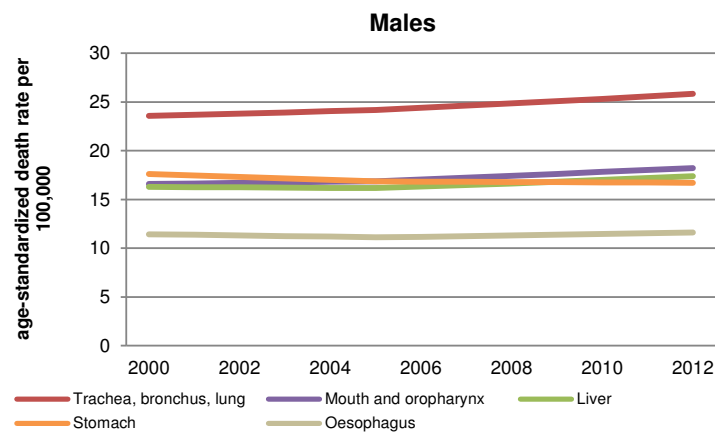
Total deaths: 441,000

Life expectancy at birth: Total:66 Males:64 Females:68

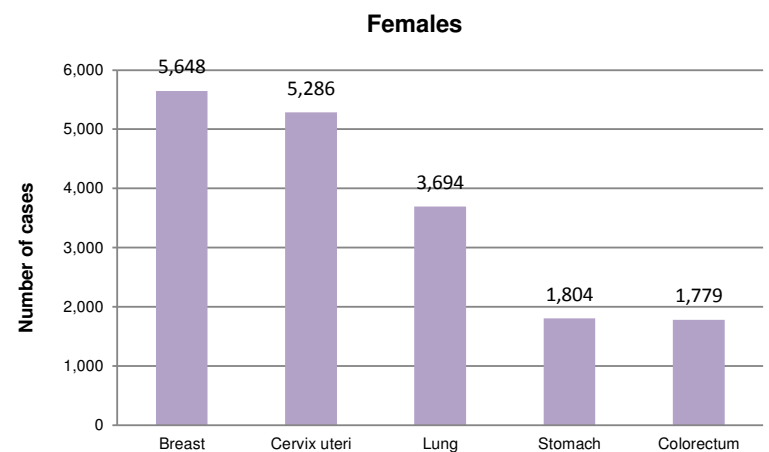
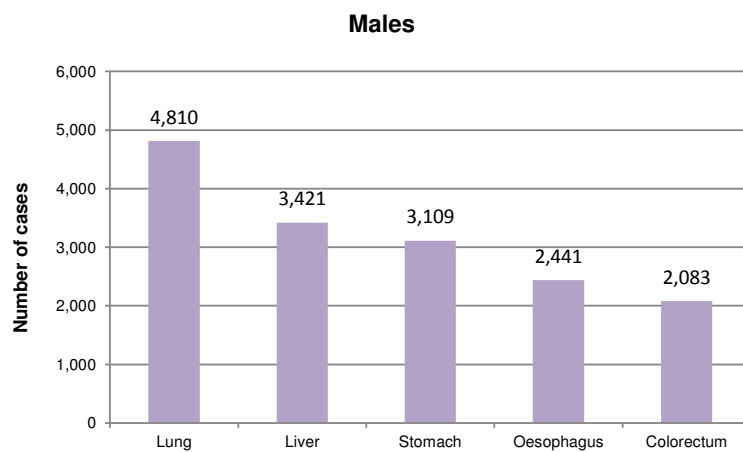
## Cancer Mortality Profile\*



## Age-Standardized Cancer Mortality Trends\*



## Cancer Incidence\*\*



## Adult Risk Factors

|  | Males | Females | Total |
|--|-------|---------|-------|
| Current tobacco smoking (2011)   | 38.2% | 6.6%    | 22%   |
| Total alcohol per capita consumption, in litres of pure alcohol (2010) | 1.4   | 0.0     | 0.7   |
| Physical inactivity (2010)   | 7.2%  | 10.7%   | 9.0%  |
| Obesity (2014)   | 1.4%  | 4.2%    | 2.9%  |
| Household solid fuel use (2012)  | -     | -       | 93.0% |

## Cancer Plans, Monitoring and Surveillance

|   |     |
|---|-----|
| Has an operational cancer policy/strategy/action plan | Yes |
| Has a cancer registry                                 | No  |
| Scope   |     |
| Coverage  |     |
| Last year of data                                     |     |

## Cancer Primary Prevention Policies

### Tobacco control

|  |  |
|--|--|
| Has an operational policy, strategy or action plan to reduce the burden of tobacco use | Yes  |
| Smoke-free legislation   | Three to five public places completely smoke-free  |
| Tobacco dependence treatment   | NRT and/or some cessation services (neither cost-covered)  |
| Warning labels   | No warnings or small warnings  |
| Bans on advertising, promotion and sponsorship   | Ban on national television, radio and print media as well as on some but not all other forms of direct and/or indirect advertising |
| Tobacco taxes  | 26–50% of retail price is tax  |

### Overweight and obesity prevention and control

|  |     |
|--|-----|
| Has an operational policy, strategy or action plan for reducing overweight/obesity | Yes |
|--|-----|

### Physical inactivity prevention and control

|   |     |
|---|-----|
| Has an operational policy, strategy or action plan to reduce physical inactivity and/or promote physical activity | Yes |
|---|-----|

### Harmful use of alcohol prevention and control

|   |     |
|---|-----|
| Has an operational policy, strategy or action plan to reduce the harmful use of alcohol | Yes |
|---|-----|

### National immunization

|   |     |
|---|-----|
| Human Papillomavirus vaccination schedule | ... |
| Hepatitis B vaccination schedule          | ... |
| Hepatitis B vaccination coverage, infants | 72% |

## Cancer Screening and Early Detection

### Cervical cancer

|                                 |   |
|---------------------------------|---|
| Cervical cytology (PAP)         | Not generally available at the public primary health care level |
| Acetic acid visualization (VIA) | Not generally available at the public primary health care level |

### Breast cancer

|   |   |
|---|---|
| Breast palpation / clinical breast exam (CBE) | Generally available at the public primary health care level     |
| Mammogram                                     | Not generally available at the public primary health care level |

### Colorectal cancer

|   |   |
|---|---|
| Faecal occult blood test or faecal immunological test | Not generally available at the public primary health care level |
| Bowel cancer screening by exam or colonoscopy         | Not generally available at the public primary health care level |

## Cancer Treatment and Palliative Care

|  |   |
|--|---|
| Radiotherapy   | Not generally available in the public health system |
| Total high energy teletherapy units / million inhabitants                | 0.1   |
| Number of radiotherapy centres   | 4   |
| Number of radiation oncologists  | 23  |
| Chemotherapy (medicines not specified)                                   | Not generally available in the public health system |
| Oral morphine (formulation not specified)                                | Not generally available in the public health system |
| Non-methadone morphine equivalent consumption per cancer death (mg)      | ...   |
| Community/home care for people with advanced stage cancer and other NCDs | Not generally available                             |

\* No mortality data available. Figures are based on national incidence estimates and modelled survival.

... = No data available

\*\* No incidence data available. Figures are based on national incidence estimates from neighbouring countries.