

New Zealand

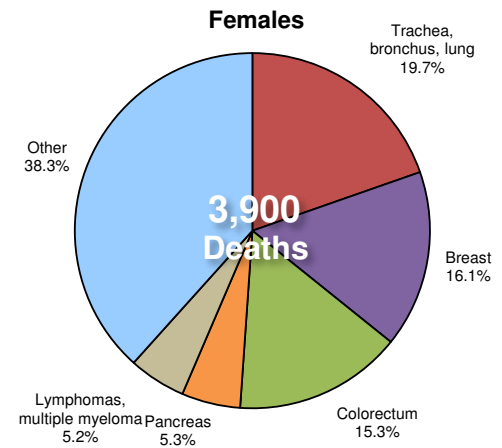
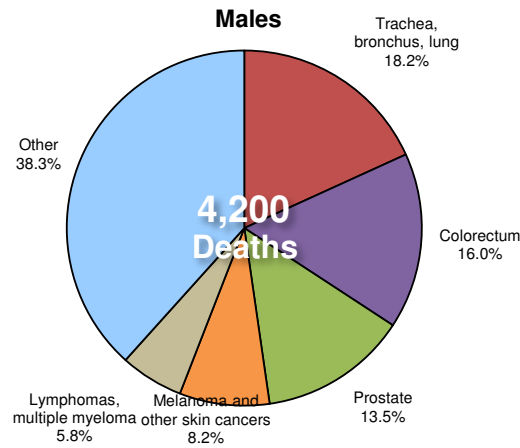
Total population: 4,460,000

Income group: High

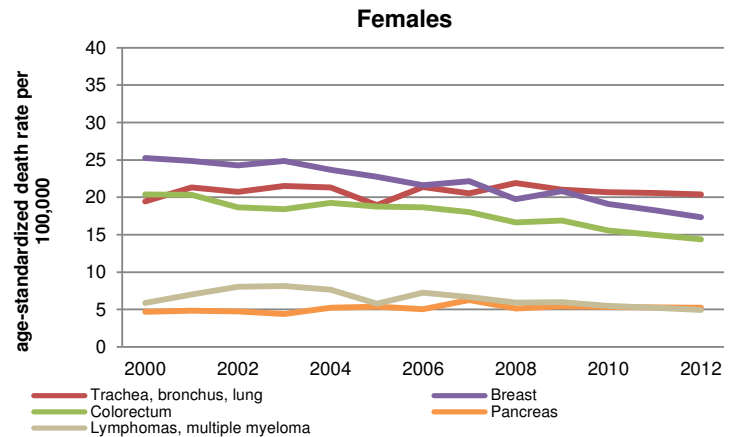
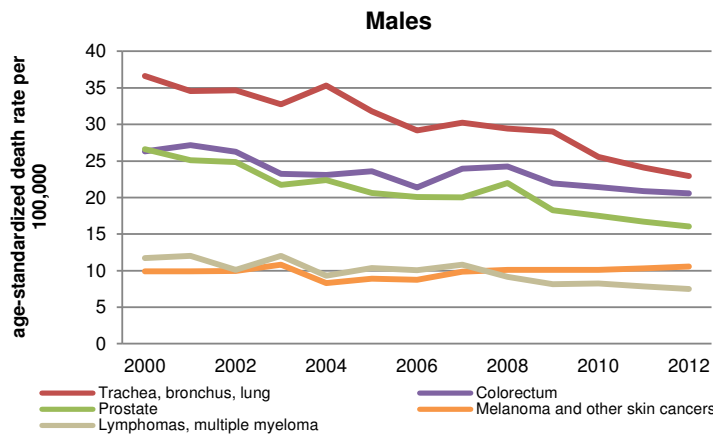
Total deaths: 28,000

Life expectancy at birth: Total:82 Males:80 Females:84

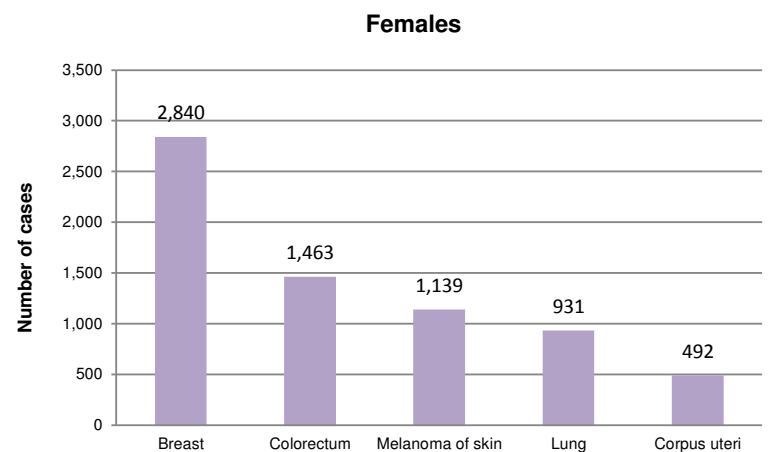
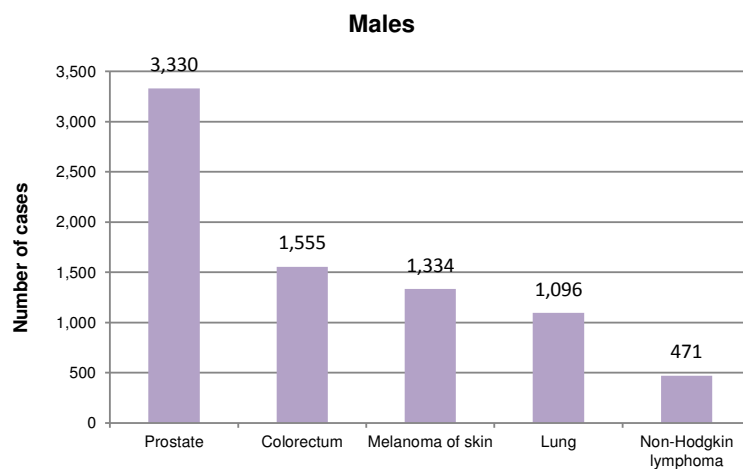
Cancer Mortality Profile



Age-Standardized Cancer Mortality Trends



Cancer Incidence



Adult Risk Factors

| | Males | Females | Total |
|--|-------|---------|-------|
| Current tobacco smoking (2011) | 20.6% | 19.3% | 19.9% |
| Total alcohol per capita consumption, in litres of pure alcohol (2010) | 15.7 | 6.3 | 10.9 |
| Physical inactivity (2010) | 36.8% | 44.4% | 40.7% |
| Obesity (2014) | 28.7% | 32.5% | 30.6% |
| Household solid fuel use (2012) | - | - | 0.0% |

Cancer Plans, Monitoring and Surveillance

| | |
|---|------------------|
| Has an operational cancer policy/strategy/action plan | Yes |
| Has a cancer registry | Yes |
| Scope | Population-based |
| Coverage | National |
| Last year of data | 2010 |

Cancer Primary Prevention Policies

Tobacco control

| | |
|--|---|
| Has an operational policy, strategy or action plan to reduce the burden of tobacco use | Yes |
| Smoke-free legislation | All public places completely smoke-free (or at least 90% of the population covered by complete subnational smoke-free legislation)* |
| Tobacco dependence treatment | National quit line, and both NRT and some cessation services cost-covered* |
| Warning labels | Large warnings with all appropriate characteristics* |
| Bans on advertising, promotion and sponsorship | Ban on national television, radio and print media as well as on some but not all other forms of direct and/or indirect advertising |
| Tobacco taxes | 51–75% of retail price is tax |

Overweight and obesity prevention and control

| | |
|--|----|
| Has an operational policy, strategy or action plan for reducing overweight/obesity | No |
|--|----|

Physical inactivity prevention and control

| | |
|---|----|
| Has an operational policy, strategy or action plan to reduce physical inactivity and/or promote physical activity | No |
|---|----|

Harmful use of alcohol prevention and control

| | |
|---|----|
| Has an operational policy, strategy or action plan to reduce the harmful use of alcohol | No |
|---|----|

National immunization

| | |
|---|---------------------|
| Human Papillomavirus vaccination schedule | 12 years |
| Hepatitis B vaccination schedule | At risk groups only |
| Hepatitis B vaccination coverage, infants | 93% |

Cancer Screening and Early Detection

Cervical cancer

| | |
|---------------------------------|---|
| Cervical cytology (PAP) | Generally available at the public primary health care level |
| Acetic acid visualization (VIA) | Not generally available at the public primary health care level |

Breast cancer

| | |
|---|---|
| Breast palpation / clinical breast exam (CBE) | Not generally available at the public primary health care level |
| Mammogram | Generally available at the public primary health care level |

Colorectal cancer

| | |
|---|---|
| Faecal occult blood test or faecal immunological test | Generally available at the public primary health care level |
| Bowel cancer screening by exam or colonoscopy | Not generally available at the public primary health care level |

Cancer Treatment and Palliative Care

| | |
|--|---|
| Radiotherapy | Generally available in the public health system |
| Total high energy teletherapy units / million inhabitants | 6.2 |
| Number of radiotherapy centres | 9 |
| Number of radiation oncologists | 43 |
| Chemotherapy (medicines not specified) | Generally available in the public health system |
| Oral morphine (formulation not specified) | Not generally available in the public health system |
| Non-methadone morphine equivalent consumption per cancer death (mg) | ... |
| Community/home care for people with advanced stage cancer and other NCDs | Generally available |

* Indicates highest possible level of achievement

... = No data available