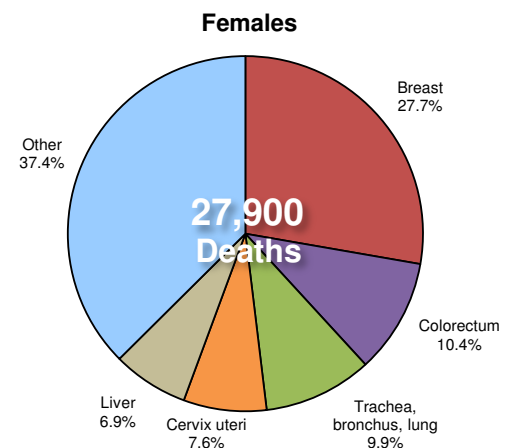
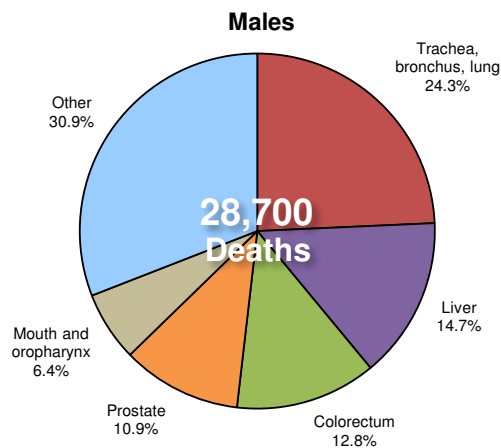


Philippines

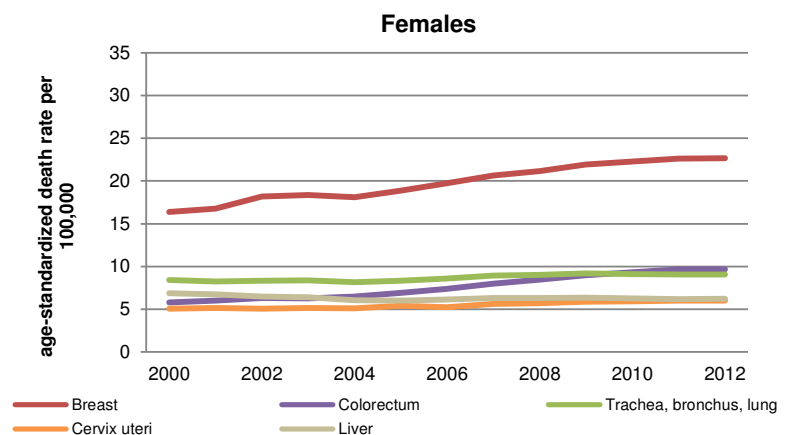
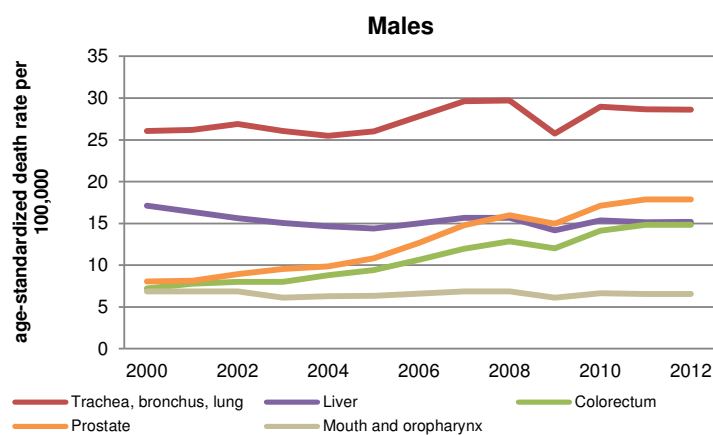
Total population: 96,707,000
Income group: Lower middle

Total deaths: 571,000
Life expectancy at birth: Total:69 Males:65 Females:72

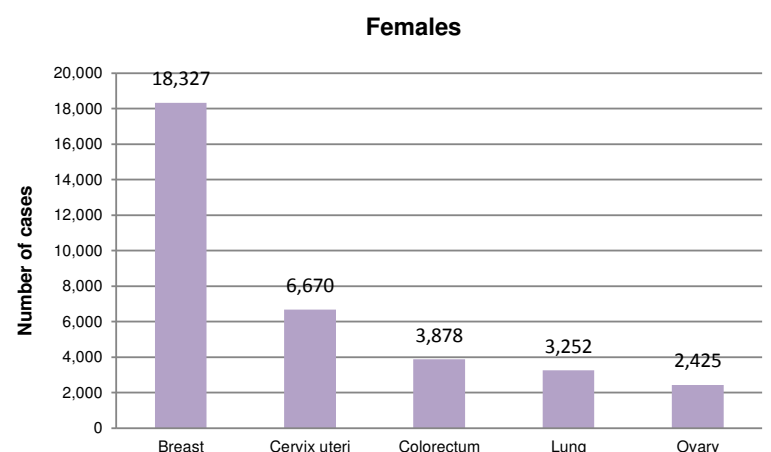
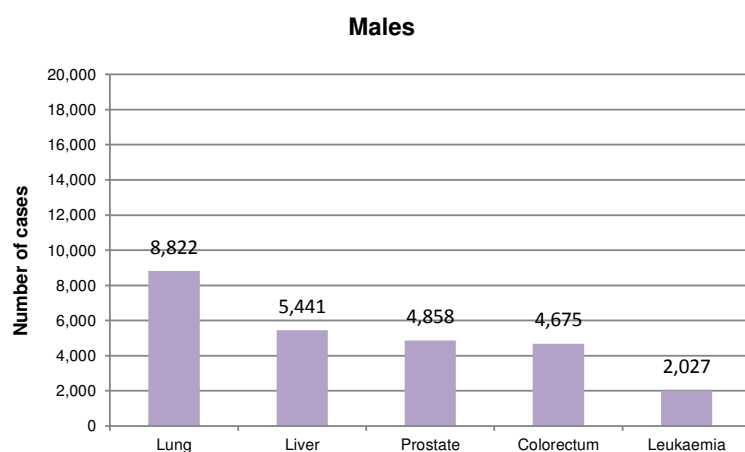
Cancer Mortality Profile



Age-Standardized Cancer Mortality Trends



Cancer Incidence



Adult Risk Factors

| | Males | Females | Total |
|--|-------|---------|-------|
| Current tobacco smoking (2011) | 43.7% | 9.5% | 26.5% |
| Total alcohol per capita consumption, in litres of pure alcohol (2010) | 9.2 | 1.7 | 5.4 |
| Physical inactivity (2010) | 11.5% | 17.3% | 14.4% |
| Obesity (2014) | 3.4% | 6.1% | 4.7% |
| Household solid fuel use (2012) | - | - | 49.0% |

Cancer Plans, Monitoring and Surveillance

| | |
|---|------------------|
| Has an operational cancer policy/strategy/action plan | Yes |
| Has a cancer registry | Yes |
| Scope | Population-based |
| Coverage | Subnational |
| Last year of data | 2003 |

Cancer Primary Prevention Policies

Tobacco control

| | |
|--|--|
| Has an operational policy, strategy or action plan to reduce the burden of tobacco use | Yes |
| Smoke-free legislation | Three to five public places completely smoke-free |
| Tobacco dependence treatment | NRT and/or some cessation services (at least one of which is cost-covered) |
| Warning labels | No warnings or small warnings |
| Bans on advertising, promotion and sponsorship | Ban on national television, radio and print media as well as on some but not all other forms of direct and/or indirect advertising |
| Tobacco taxes | 26–50% of retail price is tax |

Overweight and obesity prevention and control

| | |
|--|-----|
| Has an operational policy, strategy or action plan for reducing overweight/obesity | Yes |
|--|-----|

Physical inactivity prevention and control

| | |
|---|-----|
| Has an operational policy, strategy or action plan to reduce physical inactivity and/or promote physical activity | Yes |
|---|-----|

Harmful use of alcohol prevention and control

| | |
|---|-----|
| Has an operational policy, strategy or action plan to reduce the harmful use of alcohol | Yes |
|---|-----|

National immunization

| | |
|---|-------|
| Human Papillomavirus vaccination schedule | ... |
| Hepatitis B vaccination schedule | Birth |
| Hepatitis B vaccination coverage, infants | 94% |

Cancer Screening and Early Detection

Cervical cancer

| | |
|---------------------------------|---|
| Cervical cytology (PAP) | Not generally available at the public primary health care level |
| Acetic acid visualization (VIA) | Not generally available at the public primary health care level |

Breast cancer

| | |
|---|---|
| Breast palpation / clinical breast exam (CBE) | Generally available at the public primary health care level |
| Mammogram | Not generally available at the public primary health care level |

Colorectal cancer

| | |
|---|---|
| Faecal occult blood test or faecal immunological test | Not generally available at the public primary health care level |
| Bowel cancer screening by exam or colonoscopy | Not generally available at the public primary health care level |

Cancer Treatment and Palliative Care

| | |
|--|---|
| Radiotherapy | Generally available in the public health system |
| Total high energy teletherapy units / million inhabitants | 0.2 |
| Number of radiotherapy centres | 34 |
| Number of radiation oncologists | 183 |
| Chemotherapy (medicines not specified) | Generally available in the public health system |
| Oral morphine (formulation not specified) | Not generally available in the public health system |
| Non-methadone morphine equivalent consumption per cancer death (mg) | ... |
| Community/home care for people with advanced stage cancer and other NCDs | Not generally available |

... = No data available