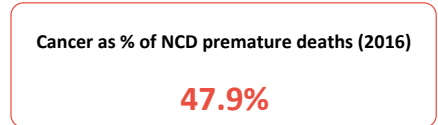
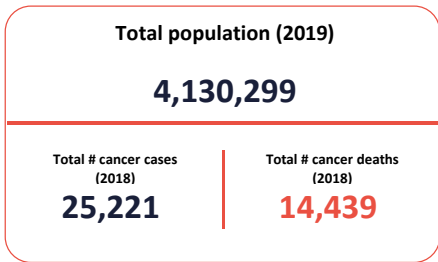

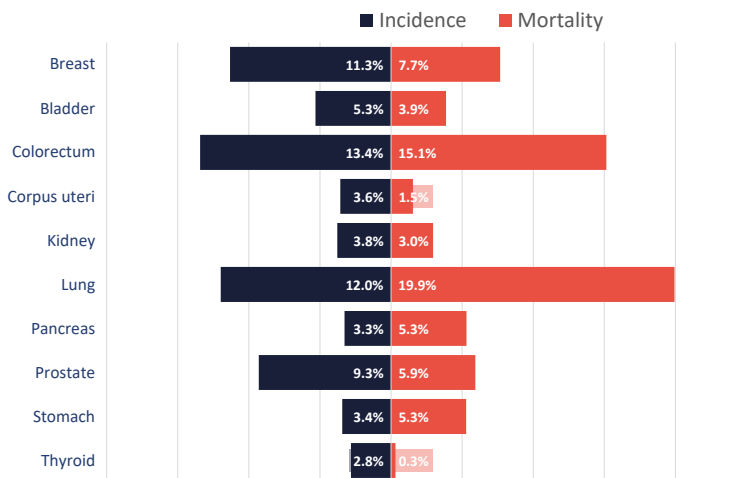


CROATIA

BURDEN OF CANCER

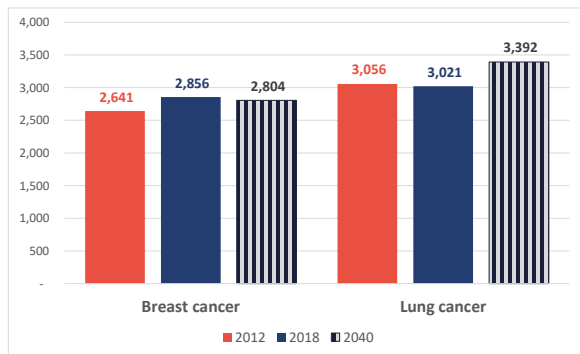


Most common cancer cases (2018)

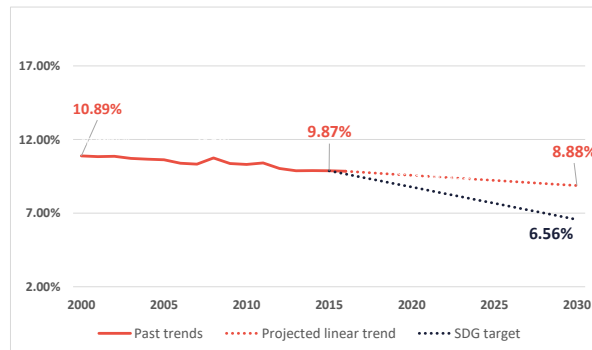


TRENDS

Estimated past and future trends in total cases per year (breast and lung)



Probability of premature death from cancer per year

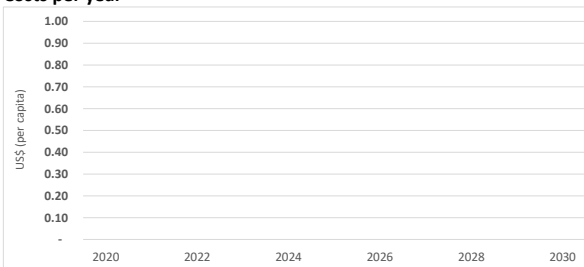


INVESTMENT CASE (2019)

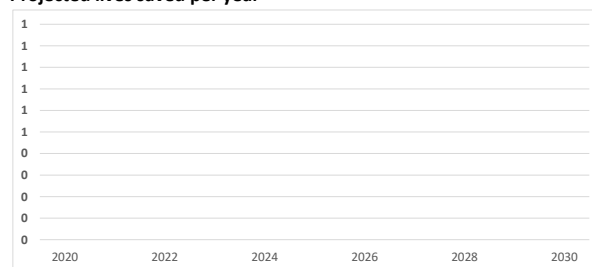
**High income*

At this income level, investing in a package of essential services and scaling-up coverage will:

Costs per year



Projected lives saved per year



CROATIA

Cancer Country Profile 2020

HEALTH SYSTEM CAPACITY

^a per 10,000 cancer patients

| | | |
|--|-----------|-------------------|
| Availability of population-based cancer registry (PBCR)** | 2019 | High quality PBCR |
| Quality of mortality registration*** | 2007-2016 | High |
| # of external beam radiotherapy (photon,electron) ^a | 2019 | 7.1 |
| # of mammographs ^a | 2020 | 52.7 |
| # of CT scanners ^a | 2020 | 35.3 |
| # of MRI scanners ^a | 2020 | 18.2 |
| # of PET or PET/CT scanners ^a | 2020 | 2.0 |

WORKFORCE

^a per 10,000 cancer patients

| | | |
|--|------|-------|
| Available staff in Ministry of Health who dedicates significant proportion of their time to cancer | 2019 | yes |
| # of radiation oncologist ^a | 2019 | n/a |
| # of medical physicist ^a | 2019 | 21.0 |
| # of surgeons ^a | 2013 | 828.7 |
| # of radiologist ^a | 2019 | 312.8 |
| # of nuclear medicine physician ^a | 2019 | 25.8 |
| # of medical & pathology lab scientists ^a | n/a | n/a |

FORMULATING RESPONSE

| | | |
|--|------|-------------------|
| Integrated NCD plan | 2019 | under development |
| NCCP (including cancer types) | 2019 | under development |
| MPOWER measures fully implemented and achieved | 2018 | 2 |
| Cancer management guidelines | 2019 | yes |
| Palliative care included in their operational, integrated NCD plan | 2019 | no |
| # of treatment services (surgery, radiotherapy, chemotherapy) | 2019 | 3 |
| Breast cancer screening program | 2019 | yes |
| Breast cancer screening program: Starting age, target population | 2019 | 50 |

| | | |
|--|-----------|-------------------------|
| # Public cancer centres per 10,000 cancer patients | 2019 | 2.0 |
| Early detection programme/ guidelines for 4 cancers (breast, cervix, colon, childhood) | 2019 | 1 cancer(s) |
| Pathology services | 2019 | generally available |
| Bone marrow transplantation capacity | 2019 | generally available |
| Palliative care availability: community/home-based care | 2019 | generally not available |
| Availability of opioids* for pain management | 2015-2017 | 1742 |

*Defined daily doses for statistical purposes (S-DDD) per million inhabitants per day

GLOBAL INITIATIVES

Elimination of Cervical Cancer

| | | |
|--------------------------------------|------|-----------|
| HPV vaccination programme coverage | 2018 | 0 |
| Cervical cancer screening | 2019 | yes |
| Screening programme type | 2019 | organised |
| Screening programme method | 2019 | PAP smear |
| Screening participation rates | 2019 | 10%-50% |
| Early detection programme/guidelines | 2019 | yes |
| Defined referral system | 2019 | yes |

Global Initiative for Childhood Cancer

| | | |
|--------------------------------------|------|-----|
| Annual cancer cases (0-14 years old) | 2020 | 97 |
| Early detection programme/guidelines | 2019 | no |
| Defined referral system | 2019 | yes |

Annual cancer cases (0-14 years old)

