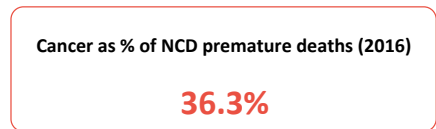
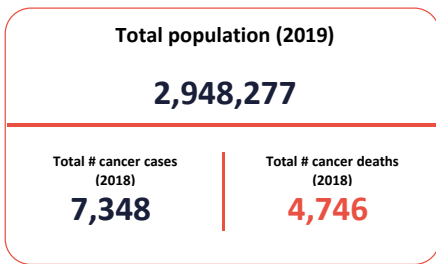

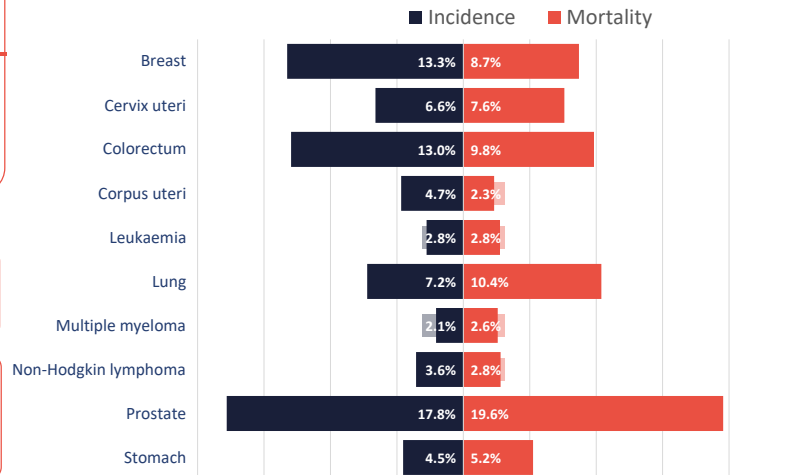


BURDEN OF CANCER

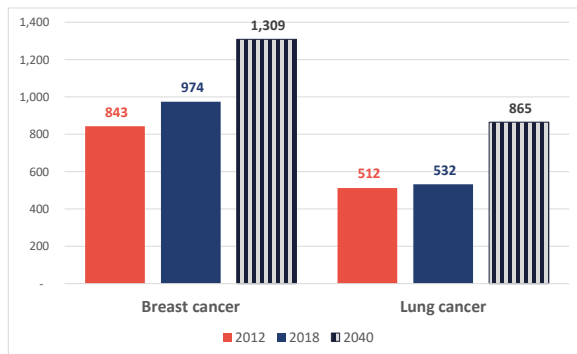


Most common cancer cases (2018)

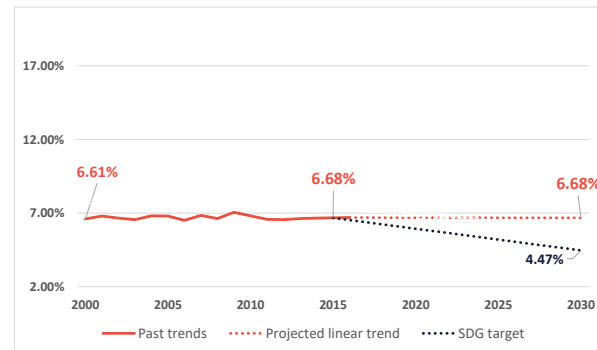


TRENDS

Estimated past and future trends in total cases per year (breast and lung)



Probability of premature death from cancer per year

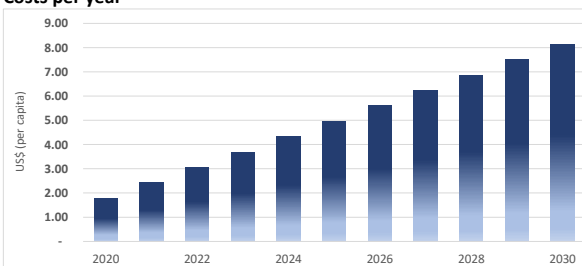


INVESTMENT CASE (2019)

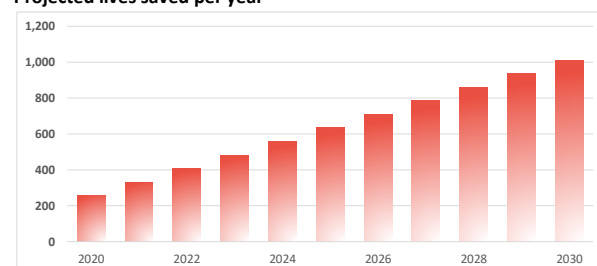
**Upper middle income*

At this income level, investing in a package of essential services and scaling-up coverage will:

Costs per year



Projected lives saved per year



HEALTH SYSTEM CAPACITY

^a per 10,000 cancer patients

Availability of population-based cancer registry (PBCR)**	2019	High quality PBCR
Quality of mortality registration***	2007-2016	Low
# of external beam radiotherapy (photon,electron) ^a	2019	6.8
# of mammographs ^a	2020	15.0
# of CT scanners ^a	2020	5.4
# of MRI scanners ^a	2020	5.4
# of PET or PET/CT scanners ^a	2020	0.0

WORKFORCE

^a per 10,000 cancer patients

Available staff in Ministry of Health who dedicates significant proportion of their time to cancer	2019	yes
# of radiation oncologist ^a	2019	5.4
# of medical physicist ^a	2019	n/a
# of surgeons ^a	2014	249.0
# of radiologist ^a	2019	81.7
# of nuclear medicine physician ^a	2019	6.8
# of medical & pathology lab scientists ^a	2016	n/a

FORMULATING RESPONSE

Integrated NCD plan	2019	not in effect	# Public cancer centres per 10,000 cancer patients	2019	2.7
NCCP (including cancer types)	2019	not in effect	Early detection programme/ guidelines for 4 cancers (breast, cervix, colon, childhood)	2019	0 cancer(s)
MPOWER measures fully implemented and achieved	2018	3	Pathology services	2019	generally available
Cancer management guidelines	2019	yes	Bone marrow transplantation capacity	2019	generally available
Palliative care included in their operational, integrated NCD plan	2019	no	Palliative care availability: community/home-based care	2019	generally not available
# of treatment services (surgery, radiotherapy, chemotherapy)	2019	3	Availability of opioids* for pain management	2015-2017	127
Breast cancer screening program	2019	no			
Breast cancer screening program: Starting age, target population	2019	n/a			

*Defined daily doses for statistical purposes (S-DDD) per million inhabitants per day

GLOBAL INITIATIVES

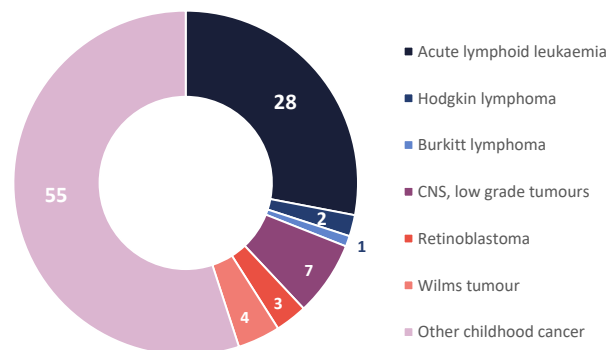
Elimination of Cervical Cancer

HPV vaccination programme coverage	2018	8.1
Cervical cancer screening	2019	no
Screening programme type	2019	n/a
Screening programme method	2019	n/a
Screening participation rates	2019	n/a
Early detection programme/guidelines	2019	no
Defined referral system	2019	no

Global Initiative for Childhood Cancer

Annual cancer cases (0-14 years old)	2020	100
Early detection programme/guidelines	2019	no
Defined referral system	2019	no

Annual cancer cases (0-14 years old)



***The mortality estimates for this country have a high degree of uncertainty because they are not based on any national NCD mortality data