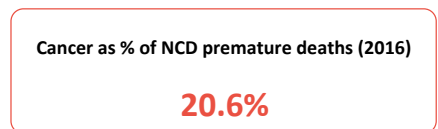
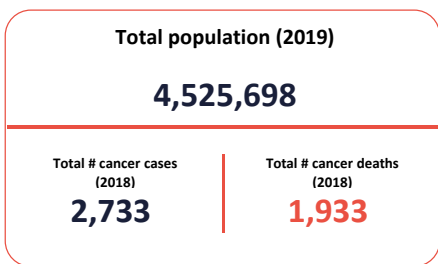


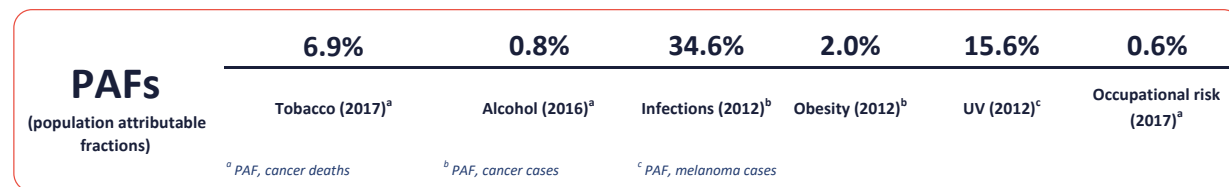
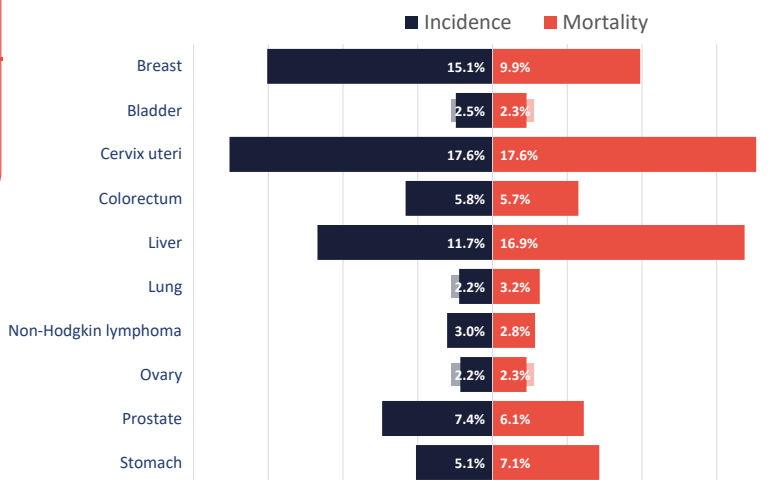
MAURITANIA

Cancer Country Profile 2020

BURDEN OF CANCER

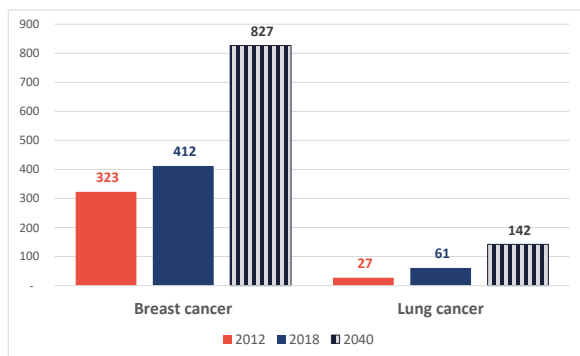


Most common cancer cases (2018)

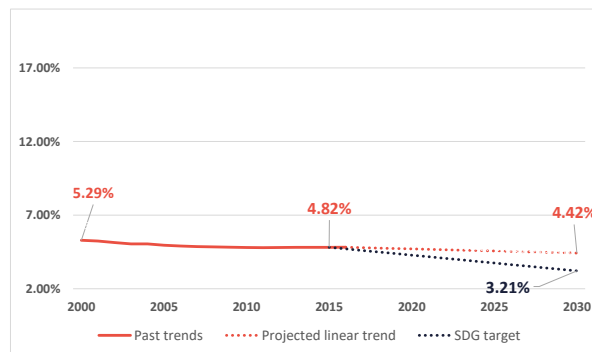


TRENDS

Estimated past and future trends in total cases per year (breast and lung)



Probability of premature death from cancer per year

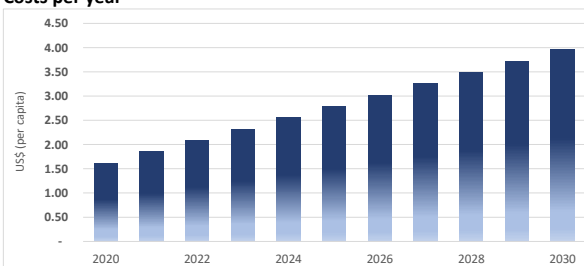


INVESTMENT CASE (2019)

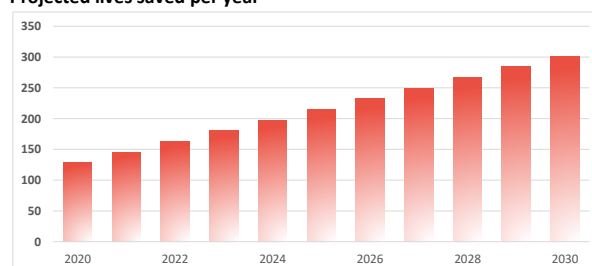
**Lower middle income*

At this income level, investing in a package of essential services and scaling-up coverage will:

Costs per year



Projected lives saved per year



MAURITANIA

Cancer Country Profile 2020

HEALTH SYSTEM CAPACITY

^a per 10,000 cancer patients

Availability of population-based cancer registry (PBCR)**	2019	No information
Quality of mortality registration***	2007-2016	No coverage
# of external beam radiotherapy (photon,electron) ^a	2019	7.3
# of mammographs ^a	2020	32.9
# of CT scanners ^a	2020	58.5
# of MRI scanners ^a	2020	14.6
# of PET or PET/CT scanners ^a	2020	0.0

WORKFORCE

^a per 10,000 cancer patients

Available staff in Ministry of Health who dedicates significant proportion of their time to cancer	2019	yes
# of radiation oncologist ^a	2019	n/a
# of medical physicist ^a	2019	n/a
# of surgeons ^a	n/a	n/a
# of radiologist ^a	2019	124.4
# of nuclear medicine physician ^a	2019	0.0
# of medical & pathology lab scientists ^a	2009	256.1

FORMULATING RESPONSE

Integrated NCD plan	2019	operational	# Public cancer centres per 10,000 cancer patients	2019	3.7
NCCP (including cancer types)	2019	operational	Early detection programme/ guidelines for 4 cancers (breast, cervix, colon, childhood)	2019	2 cancer(s)
MPOWER measures fully implemented and achieved	2018	0	Pathology services	2019	generally available
Cancer management guidelines	2019	no	Bone marrow transplantation capacity	2019	generally not available
Palliative care included in their operational, integrated NCD plan	2019	yes	Palliative care availability: community/home-based care	2019	generally not available
# of treatment services (surgery, radiotherapy, chemotherapy)	2019	3	Availability of opioids* for pain management	2015-2017	0
Breast cancer screening program	2019	no			
Breast cancer screening program: Starting age, target population	2019	n/a			

*Defined daily doses for statistical purposes (S-DDD) per million inhabitants per day

GLOBAL INITIATIVES

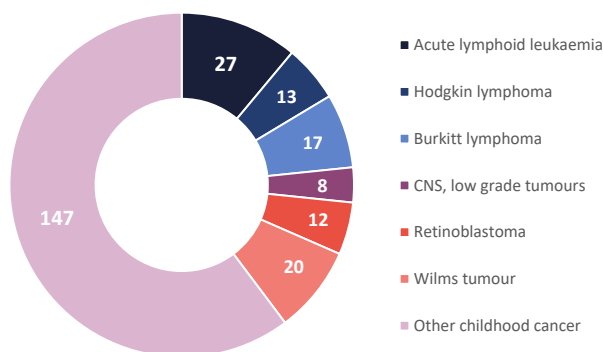
Elimination of Cervical Cancer

HPV vaccination programme coverage	2018	n/a
Cervical cancer screening	2019	no
Screening programme type	2019	n/a
Screening programme method	2019	n/a
Screening participation rates	2019	n/a
Early detection programme/guidelines	2019	yes
Defined referral system	2019	no

Global Initiative for Childhood Cancer

Annual cancer cases (0-14 years old)	2020	244
Early detection programme/guidelines	2019	no
Defined referral system	2019	no

Annual cancer cases (0-14 years old)



**The incidence estimates for this country have a high degree of uncertainty because they are not based on population based cancer registry

***The mortality estimates for this country have a high degree of uncertainty because they are not based on any national NCD mortality data