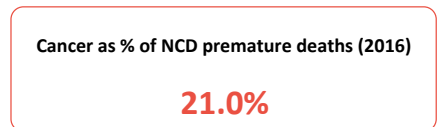
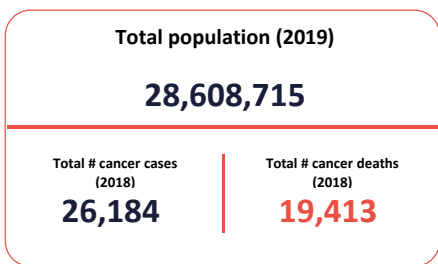

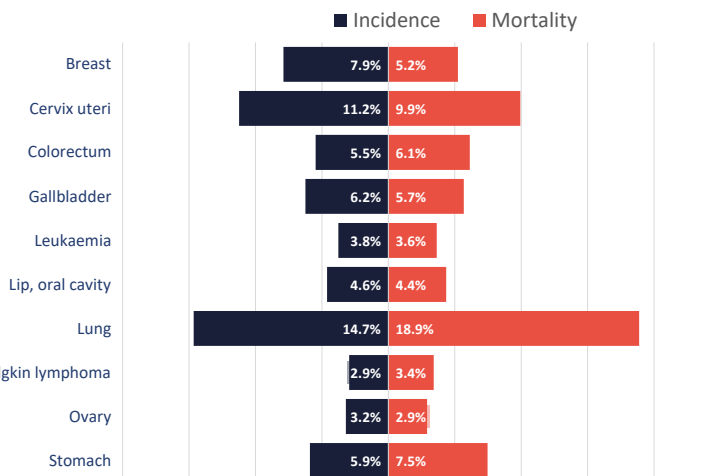


## BURDEN OF CANCER

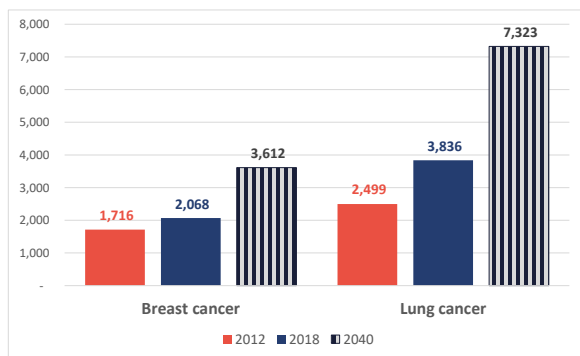


### Most common cancer cases (2018)

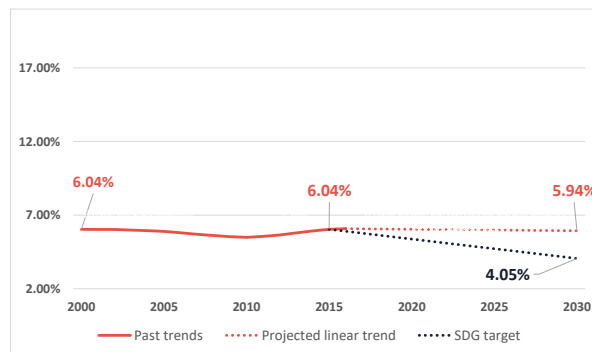


## TRENDS

Estimated past and future trends in total cases per year (breast and lung)



Probability of premature death from cancer per year

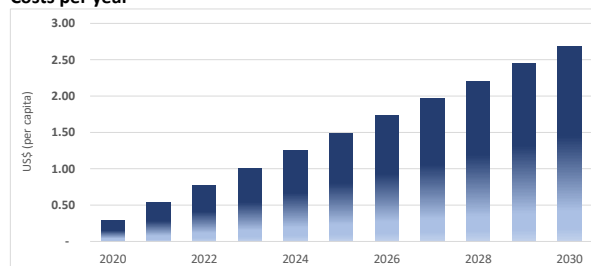


## INVESTMENT CASE (2019)

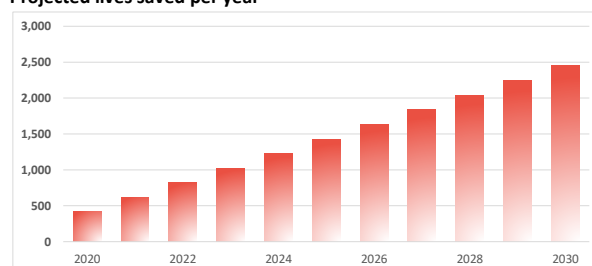
*\*Low income*

At this income level, investing in a package of essential services and scaling-up coverage will:

Costs per year



Projected lives saved per year



### HEALTH SYSTEM CAPACITY

<sup>a</sup> per 10,000 cancer patients

|  |           |             |
|--|-----------|-------------|
| Availability of population-based cancer registry (PBCR)**      | 2019      | PBCR        |
| Quality of mortality registration***                           | 2007-2016 | No coverage |
| # of external beam radiotherapy (photon,electron) <sup>a</sup> | 2019      | 2.7         |
| # of mammographs <sup>a</sup>                                  | 2020      | 0.8         |
| # of CT scanners <sup>a</sup>                                  | 2020      | 3.8         |
| # of MRI scanners <sup>a</sup>                                 | 2020      | 1.1         |
| # of PET or PET/CT scanners <sup>a</sup>                       | 2020      | 0.8         |

### WORKFORCE

<sup>a</sup> per 10,000 cancer patients

|  |      |      |
|--|------|------|
| Available staff in Ministry of Health who dedicates significant proportion of their time to cancer | 2019 | yes  |
| # of radiation oncologist <sup>a</sup>   | 2019 | n/a  |
| # of medical physicist <sup>a</sup>  | 2019 | 5.0  |
| # of surgeons <sup>a</sup>   | 2014 | 97.0 |
| # of radiologist <sup>a</sup>  | 2019 | n/a  |
| # of nuclear medicine physician <sup>a</sup>   | 2019 | 0.8  |
| # of medical & pathology lab scientists <sup>a</sup>   | 2004 | n/a  |

### FORMULATING RESPONSE

|  |      |             |  |           |                         |
|--|------|-------------|--|-----------|-------------------------|
| Integrated NCD plan  | 2019 | operational | # Public cancer centres per 10,000 cancer patients                                     | 2019      | 1.1                     |
| NCCP (including cancer types)                                      | 2019 | operational | Early detection programme/ guidelines for 4 cancers (breast, cervix, colon, childhood) | 2019      | 2 cancer(s)             |
| MPOWER measures fully implemented and achieved                     | 2018 | 3           | Pathology services   | 2019      | generally not available |
| Cancer management guidelines                                       | 2019 | no          | Bone marrow transplantation capacity   | 2019      | generally not available |
| Palliative care included in their operational, integrated NCD plan | 2019 | yes         | Palliative care availability: community/home-based care                                | 2019      | generally not available |
| # of treatment services (surgery, radiotherapy, chemotherapy)      | 2019 | 0           | Availability of opioids* for pain management   | 2015-2017 | 21                      |
| Breast cancer screening program                                    | 2019 | no          |  |           |                         |
| Breast cancer screening program: Starting age, target population   | 2019 | n/a         |  |           |                         |

\*Defined daily doses for statistical purposes (S-DDD) per million inhabitants per day

### GLOBAL INITIATIVES

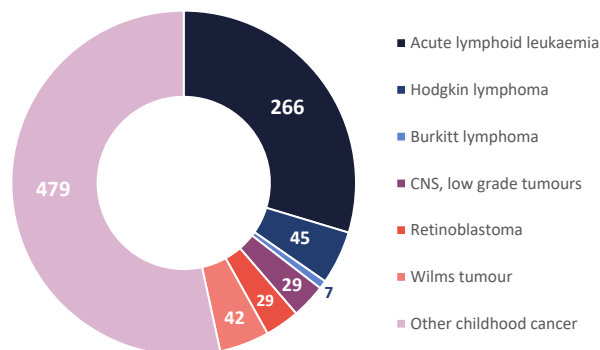
#### Elimination of Cervical Cancer

|                                      |      |                   |
|--------------------------------------|------|-------------------|
| HPV vaccination programme coverage   | 2018 | n/a               |
| Cervical cancer screening            | 2019 | yes               |
| Screening programme type             | 2019 | organised         |
| Screening programme method           | 2019 | visual inspection |
| Screening participation rates        | 2019 | 10%-50%           |
| Early detection programme/guidelines | 2019 | yes               |
| Defined referral system              | 2019 | yes               |

#### Global Initiative for Childhood Cancer

|                                      |      |     |
|--------------------------------------|------|-----|
| Annual cancer cases (0-14 years old) | 2020 | 897 |
| Early detection programme/guidelines | 2019 | no  |
| Defined referral system              | 2019 | no  |

#### Annual cancer cases (0-14 years old)



\*\*\*The mortality estimates for this country have a high degree of uncertainty because they are not based on any national NCD mortality data