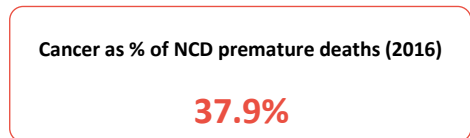
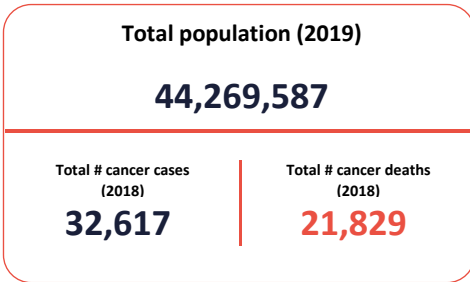
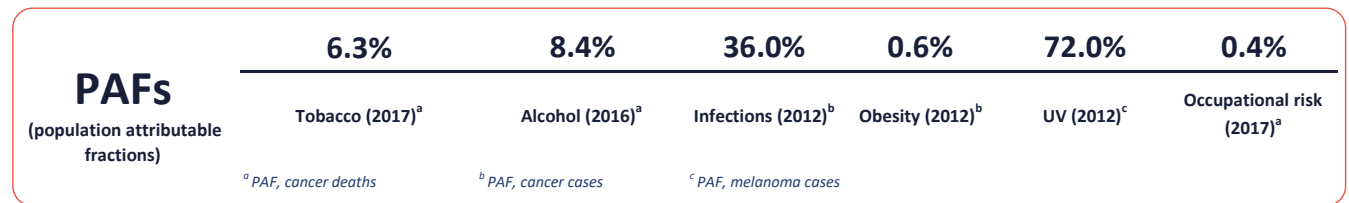
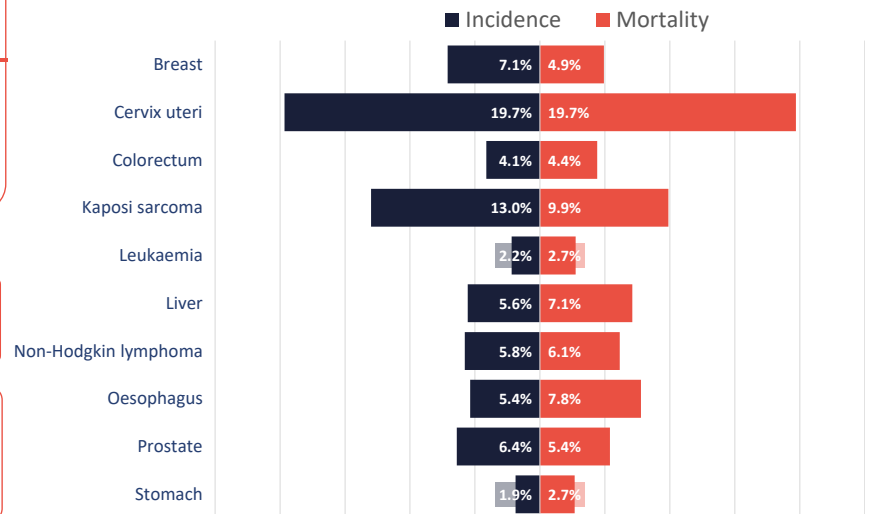


BURDEN OF CANCER

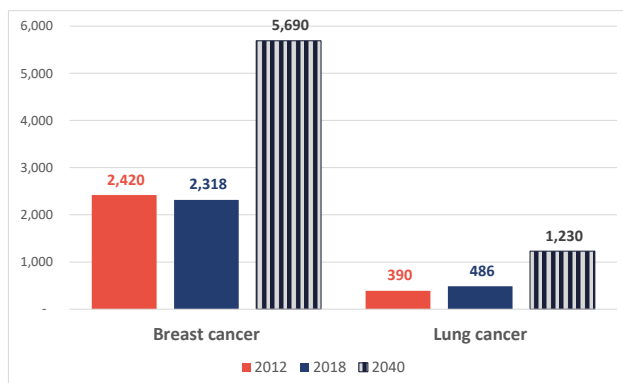


Most common cancer cases (2018)

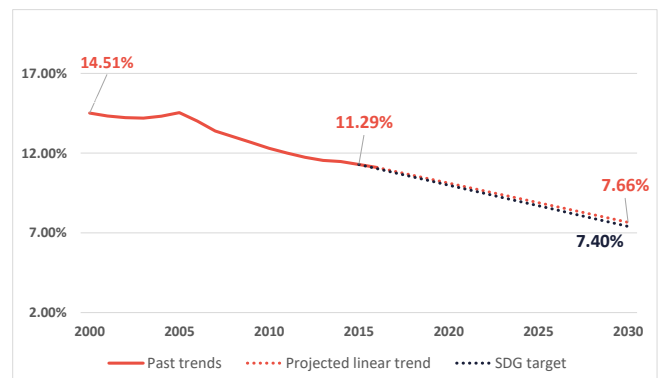


TRENDS

Estimated past and future trends in total cases per year (breast and lung)



Probability of premature death from cancer per year

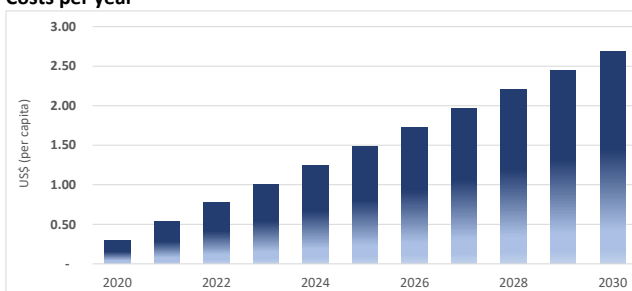


INVESTMENT CASE (2019)

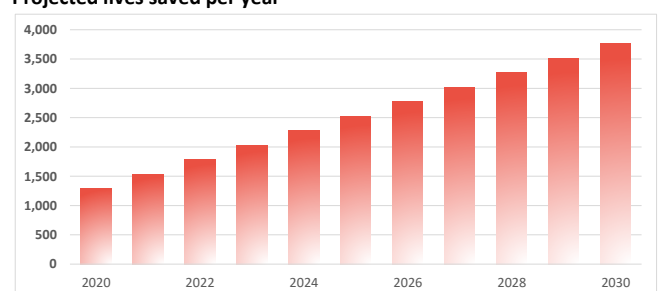
*Low income

At this income level, investing in a package of essential services and scaling-up coverage will:

Costs per year



Projected lives saved per year



HEALTH SYSTEM CAPACITY

^a per 10,000 cancer patients

Availability of population-based cancer registry (PBCR)**	2019	High quality PBCR
Quality of mortality registration***	2007-2016	No coverage
# of external beam radiotherapy (photon,electron) ^a	2019	0.3
# of mammographs ^a	2020	6.4
# of CT scanners ^a	2020	7.1
# of MRI scanners ^a	2020	0.9
# of PET or PET/CT scanners ^a	2020	0.0

WORKFORCE

^a per 10,000 cancer patients

Available staff in Ministry of Health who dedicates significant proportion of their time to cancer	2019	yes
# of radiation oncologist ^a	2019	n/a
# of medical physicist ^a	2019	0.0
# of surgeons ^a	2012	62.5
# of radiologist ^a	2019	13.5
# of nuclear medicine physician ^a	2019	0.9
# of medical & pathology lab scientists ^a	2015	n/a

FORMULATING RESPONSE

Integrated NCD plan	2019	under development
NCCP (including cancer types)	2019	under development
MPOWER measures fully implemented and achieved	2018	2
Cancer management guidelines	2019	yes
Palliative care included in their operational, integrated NCD plan	2019	no
# of treatment services (surgery, radiotherapy, chemotherapy)	2019	2
Breast cancer screening program	2019	no
Breast cancer screening program: Starting age, target population	2019	n/a

# Public cancer centres per 10,000 cancer patients	2019	0.9
Early detection programme/ guidelines for 4 cancers (breast, cervix, colon, childhood)	2019	0 cancer(s)
Pathology services	2019	generally not available
Bone marrow transplantation capacity	2019	generally not available
Palliative care availability: community/home-based care	2019	generally not available
Availability of opioids* for pain management	2015-2017	28

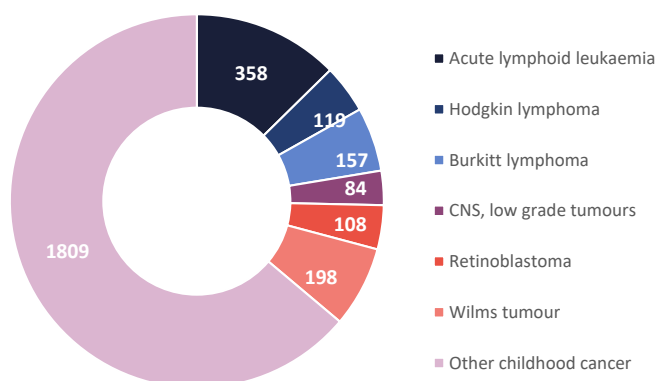
*Defined daily doses for statistical purposes (S-DDD) per million inhabitants per day

GLOBAL INITIATIVES

Elimination of Cervical Cancer		
HPV vaccination programme coverage	2018	71.6
Cervical cancer screening	2019	no
Screening programme type	2019	n/a
Screening programme method	2019	n/a
Screening participation rates	2019	n/a
Early detection programme/guidelines	2019	no
Defined referral system	2019	no

Global Initiative for Childhood Cancer		
Annual cancer cases (0-14 years old)	2020	2833
Early detection programme/guidelines	2019	no
Defined referral system	2019	no

Annual cancer cases (0-14 years old)



***The mortality estimates for this country have a high degree of uncertainty because they are not based on any national NCD mortality data