

SAN MARINO

CERVICAL CANCER PROFILE


TOTAL POPULATION,
FEMALE (2019): **ND**

TOTAL DEATHS,
FEMALE (2019): **ND**

Morbidity and Mortality

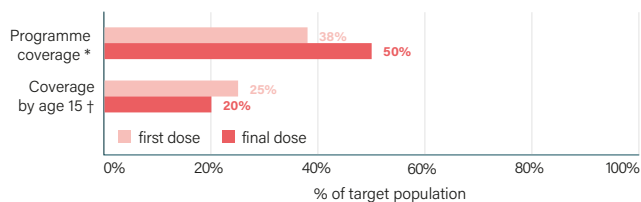
| | |
|--|------------|
| Crude cervical cancer incidence per 100 000 women (2020): | ND |
| Age-standardized cervical cancer incidence per 100 000 women (2020): | ND |
| Cumulative risk of cervical cancer, ages 0-74 (2020): | ND |
| Cervical cancer deaths (2019): | ND |
| Cervical cancer mortality-to-incidence ratio (2020): | ND |
| Population-based cancer registry exists (2021): | Yes |

Age-standardized death rate per 100 000 women for cervical cancer (2019)



Primary Prevention

HPV vaccination programme coverage among girls (2020)



Among girls turning 15 years old in 2020, 2 in 10 received their final HPV vaccination dose

HPV vaccination programme (2020):

| | |
|---|--------------------|
| HPV included in national vaccination programme: | Yes |
| Scale of vaccination programme: | National |
| Year of introduction: | 2008 |
| Primary target cohort: | 11-14 years |

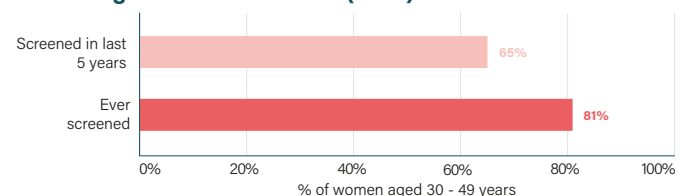
Related risk factors:

| | |
|--|----|
| Tobacco use prevalence, women aged 15+ years (2020): | ND |
| Condom use at last high-risk sex (-): | ND |
| HIV incidence per 1000, women aged 15+ years (2020): | ND |

Secondary Prevention

| | |
|---|--------------------|
| National screening programme for cervical cancer exists (2021): | Yes |
| Primary screening test used (2021): | HPV test |
| Target age range of programme (2021): | 26-65 years |
| Programme/guidelines exist to strengthen early detection of first symptoms at primary health care level (2021): | Yes |
| Clearly defined referral system exists from primary care to secondary and tertiary care (2021): | Yes |

Screening for cervical cancer (2019)



6 in 10 women have been screened for cervical cancer in the last 5 years

Treatment and Supportive Care

| | |
|---|-----------|
| National guidelines on cervical cancer management exist (2021): | No |
|---|-----------|

| | |
|---|----|
| Number of radiotherapy units per 10 000 cancer patients (-): | ND |
| Number of brachytherapy units per 10 000 cancer patients (-): | ND |

Cancer diagnosis and treatment services generally available (2021):

| | |
|---|------------|
| Cancer centre or cancer department at tertiary level: | No |
| Pathology services (laboratories): | Yes |
| Cancer surgery: | Yes |
| Chemotherapy: | Yes |
| Radiotherapy: | No |

Number of medical staff (per 10 000 cancer patients):

| | |
|-------------------------------------|----|
| Radiation oncologists (2019): | ND |
| Medical physicists (2019): | ND |
| Surgeons (-): | ND |
| Radiologists (2019): | ND |
| Nuclear medicine physicians (2019): | ND |

Palliative care for patients with NCDs in the public health system generally available (2021):

| | |
|------------------------------------|------------|
| In primary health care facilities: | Yes |
| In community or home-based care: | Yes |

Reported annual opioid consumption - excluding methadone - in oral morphine equivalence per capita (2017): **ND**

WHO Cervical Cancer Elimination Strategy Targets for 2030

90% of girls fully vaccinated with the HPV vaccine by the age of 15

70% of women are screened with a high-performance test by 35 years of age and again by 45 years of age

90% of women identified with cervical disease receive treatment

ND = data not available

* **Programme coverage:** % of national target population (among 9-14-year-old girls)

† **Coverage by age 15:** % of population turning 15 that have been vaccinated against HPV at any time between ages 9 to 14

[See Explanatory Notes for indicator descriptions.](#)